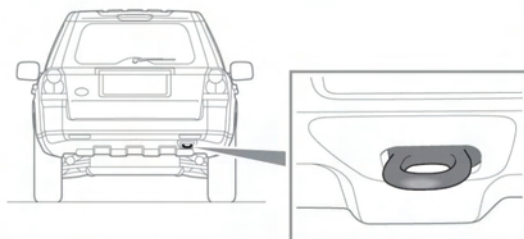
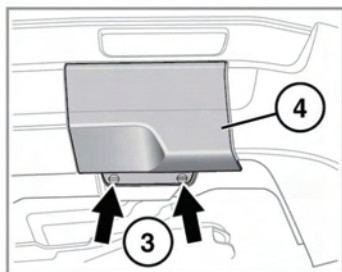
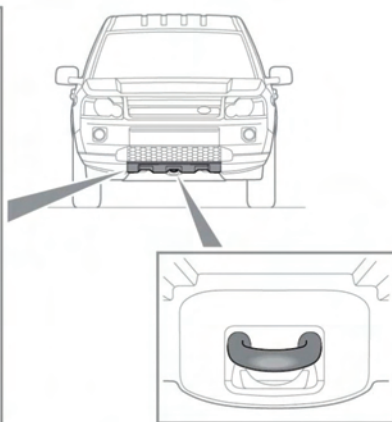
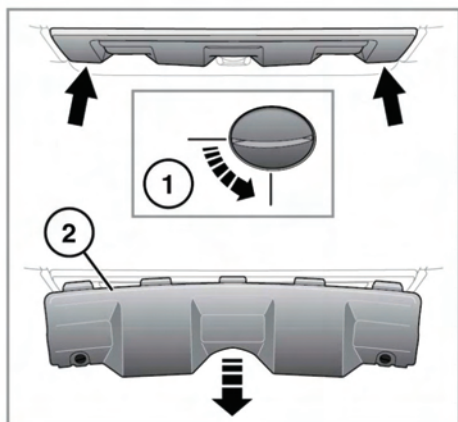


TOWING EYES



E136738



The towing eyes at the front and rear of the vehicle are designed for on-road recovery only. If they are used for any other purpose, it may result in vehicle damage and serious injury.



Remove the front and rear towing eye covers before driving off-road, to prevent damage or loss.



Remove the body styling kit for access to rear towing eye.

The front towing point is located behind a removable cover in the lower front bumper.

1. Using a suitable tool rotate each of the fasteners 90 degrees anticlockwise.

2. To remove the cover, lower the top edge and then pull the cover forward.
To refit, offer up the cover and ensure the two lugs at the bottom edge engage with the holes in the body panel.
3. Using a suitable tool rotate each of the fasteners 90 degrees anticlockwise.
4. Remove the cover.

OFF-ROAD RECOVERY



If the towing eyes are to be used for off-road recovery, it is essential that off-road driver training covering recovery techniques is undertaken.