



Note: When towing, the maximum permissible Gross Vehicle Weight can be increased by a maximum of 100 kg (220 lbs) provided that the road speed is limited to 100 km/h (60 mph).


Note: When calculating rear axle loading, remember that the trailer nose weight, the load in the vehicle's luggage area, weight on the roof rack, and the weight of rear seat passengers must all be added together.

TRAILER ELECTRICAL CONNECTION


 Only connect approved electrical circuits, which are in good condition, to the trailer socket.

 When a trailer electrical connection is made and the vehicle's direction indicators are used, the trailer warning indicator will flash in time with the direction indicators.

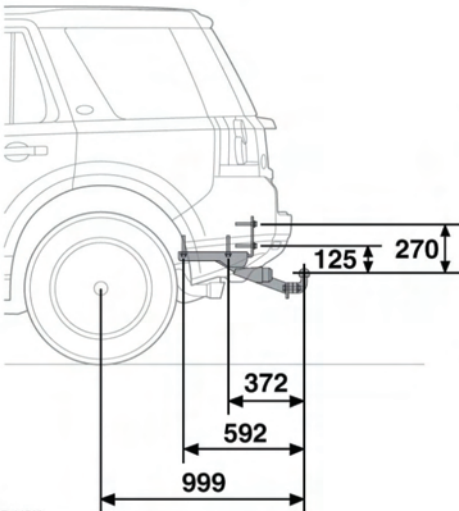
TOWING A TRAILER

 Never exceed the maximum weights for either the vehicle, or the trailer. Doing so can cause accelerated wear and damage to the vehicle. It can also adversely affect vehicle stability and braking which in turn can lead to loss of control and increased braking distance, resulting in a rollover or crash.

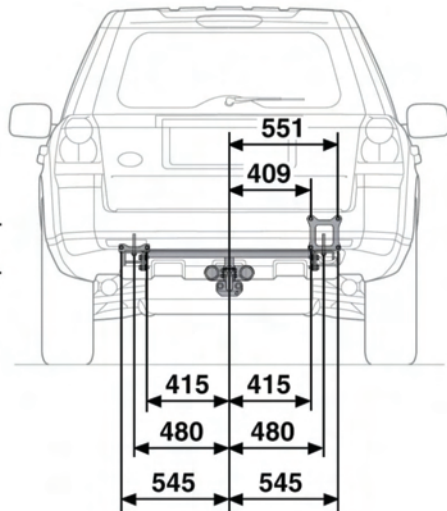
 To preserve handling and stability, only fit Land Rover approved towing accessories.

 Never use towing eyes or lashing points to tow a trailer. They have not been designed for this purpose and doing so may cause them to fail, resulting in injury or death.

TOW BAR DIMENSIONS AND MOUNTING POINTS



E136728



All measurements in millimetres.