




DISABLING THE PASSENGER AIRBAG

Note: Not Australia or Japan.

The passenger front airbag can be switched on and off using the interactive controls on the Instrument panel when the vehicle is stationary. See **63, INSTRUMENT PANEL MENU**

-  **The passenger airbag should be disabled only when a rearward facing child restraint is fitted to the front passenger seat.**
-  **Crash test data and statistics show that the safest place for a child to be restrained is in a child seat correctly fitted to the vehicle's rear seat.**
-  **Do not use a child restraint on a seat protected by an operational airbag in front of it. Doing so presents a high risk of death or serious injury to the child in the event of an accident.**

Select **Passenger Airbag** from the **Vehicle Set-up** menu, located in the **Main Menu**.




The displayed text and diagram will show the current **Passenger Airbag On** or **Off** status. Select **Change Setting** to choose either **On** or **Off**.

A warning lamp in the roof console will illuminate if **Passenger Airbag Off** setting is selected.

Note: *The Instrument panel will also display a warning for 4 seconds every time the ignition is switched on.*



E142744

-  **As soon as the child seat is removed from the front passenger seat, the airbag must be turned on. Failure to do so, will put any front seat passengers at greater risk of death or serious injury in the event of an accident.**
-  **When checking the operational status of the front passenger airbag, ensure that the ignition is switched on.**
-  **Do not fit a child restraint to the front passenger seat if the SRS warning light illuminates continuously with the ignition on.**