



-  Do not tow the vehicle if the transmission cannot be set in Neutral (N), or if the rear electronic differential has failed in the locked position.


The following procedure must be carried out carefully to prevent damage to the vehicle:

1. Secure the towing attachment from the recovery vehicle to the front towing eye.**243, TOWING EYES**
2. With the parking brake applied, switch on the ignition and ensure the steering lock is disengaged.
3. Apply the foot brake and rotate the selector to Neutral (N).
4. Activate the Emergency Park Release.
5. Leave the Smart Key in a secure place inside the vehicle.
6. Release the parking brake before towing the vehicle.

-  Leaving the ignition switched on for extended periods will drain the vehicle battery.

AFTER TOWING ON FOUR WHEELS

1. Apply the parking brake.
2. Switch on the ignition and apply the foot brake.
3. Rotate the gear selector to Park (P)
4. Deactivate the Emergency Park Release.
5. Switch off the ignition and remove the Smart Key from the vehicle.
6. Remove the recovery vehicle towing attachment from the front towing eye and refit the cover.

-  **Use extreme caution when detaching towing equipment. Vehicle movement is possible which can result in serious injury.**