






9. **M+S** or **M/S** indicates that the tyre has been designed with some capability for mud and snow.
10. The number of plies in both the tread area, and the sidewall area, indicates how many layers of rubber coated material make up the structure of the tyre. Information is also provided on the type of materials used.
11. Wear rate indicator. A tyre rated at 400 for example, will last longer than a tyre rated at 200.
12. The traction rating grades a tyre's performance when stopping on a wet road surface. The higher the grade, the better the braking performance. The grades, from highest to lowest are; **AA, A, B** and **C**.
13. The maximum load which can be carried by the tyre.
14. Heat resistance grading. The tyre resistance to heat is grade A, B or C, with A indicating the greatest resistance to heat. This grading is provided for a correctly inflated tyre, which is being used within its speed and loading limits.
15. The maximum inflation pressure for the tyre. This pressure should not be used for normal driving. **224, TYRE CARE.**

## SPEED RATING

Rating	Speed km/h (mph)
Q	160 (99)
R	170 (106)
S	180 (112)
T	190 (118)
U	200 (124)
H	210 (130)
V	240 (149)
W	270 (168)
Y	300 (186)

## TYRE CARE

-  **Do not drive the vehicle if a tyre is damaged, excessively worn, or incorrectly inflated.**
-  **Avoid contaminating the tyres with vehicle fluids as they may cause damage to the tyre.**
-  **Avoid spinning the wheels. The forces released can damage the structure of the tyre, and cause it to fail.**
-  **If wheel spin is unavoidable due to a loss of traction (in deep snow for example), do not exceed the 50 km/h (30 mph) point on the speedometer.**
-  **Do not exceed the maximum pressure stated on the sidewall of the tyre.**

**Note:** Tyre condition should be checked after the vehicle has been used off-road. As soon as the vehicle returns to a normal, hard, road surface, stop and check for damage to the tyres.

All of the vehicle's tyres (including the spare) should be checked regularly for damage, wear and distortion. If you are in any doubt about the condition of a tyre, have it checked immediately