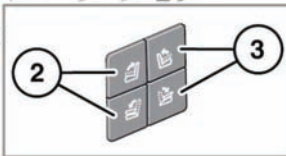

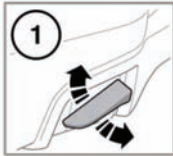
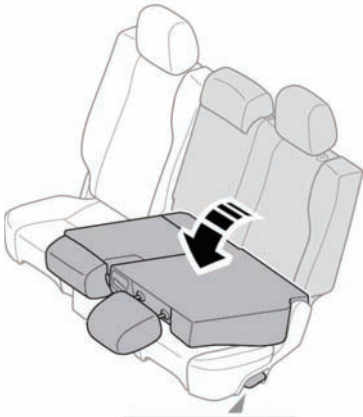






FOLDING AND RAISING THE REAR SEATS



E140685

-  Never allow passengers to travel in the load space under any circumstances.
-  Ensure that when the seatback is raised, the locking mechanism is fully engaged.
-  When erecting the rear seats, ensure that seat belts are correctly routed in the seat belt guides and not trapped behind the seats.
-  Ensure the head restraints are raised to the correct position before the seats are used by a passenger.

The split fold rear seat can be folded completely, or partially to accommodate large loads and still retain seating for passengers.

1. Manual seats: raise the release lever. The seatback will fold down against the seat cushion. Lift the seatback to raise to the upright position and ensure the seatback is locked firmly in position.
2. Electric seats: press to fold/raise the left-hand seatback.
3. Electric seats: press to fold/raise the right-hand seatback.

Note: If the electric seats are operated more than 3 times through the full fold/raise sequence in quick succession, the system will be disabled for 2 minutes.



Always ensure that objects carried in the vehicle are secured properly.