


TYRE REPAIR KIT







-  **If you are in any doubt regarding your ability to carry out the instructions, contact your Dealer/Authorised Repairer before attempting the repair.**










Your vehicle may not be equipped with a spare tyre. If this is the case, in its place in the rear underfloor storage compartment, you will find a tyre repair kit. The tyre repair kit can be used to repair **one** tyre and it is essential that you read the following guide before attempting to repair a tyre.

The tyre repair kit seals most punctures, with a maximum diameter of 6 mm (1/4 inch), within the tread area.

Note: *The sealant used in the tyre repair kit has a shelf life and the expiry date is shown on the tyre sealant bottle. Ensure that the container is replaced before the expiry date.*

TYRE REPAIR KIT SAFETY INFORMATION

-  **Some tyre damage may only be partially sealed, or may not seal at all, depending on the amount and type of damage. Any loss of tyre pressure can seriously affect vehicle safety.**
-  **Do not use the tyre repair kit if the tyre has been damaged by driving while under-inflated.**
-  **Only use the tyre repair kit to seal damage located within the tyre tread area.**
-  **Do not use the tyre repair kit to seal damage to the tyre sidewall.**
-  **Do not exceed 80 km/h (50 mph) when a repaired tyre is fitted to the vehicle.**
-  **The maximum distance that should be driven when a repaired tyre is fitted, is 200 km (125 miles).**

-  **When a repaired tyre is fitted, drive with caution and avoid sudden braking or steering manoeuvres.**
-  **Only use the tyre repair kit for the vehicle with which it was supplied.**
-  **Do not use the tyre repair kit for any other purpose than tyre repair.**
-  **Never leave the tyre repair kit unattended when in use.**
-  **Only use the tyre repair kit within the -30°C to +70°C temperature range.**
-  **Always keep children and animals at a safe distance from the tyre repair kit when in use.**
-  **Do not stand directly beside the compressor when it is operating.**
-  **Check the tyre sidewall prior to inflation. If any cracks, damage or deformities are apparent, do not inflate the tyre.**
-  **Watch the tyre sidewall during inflation. If any cracks, bumps or similar damage, or deformities appear, switch off the compressor and deflate the tyre. Do not continue to use the tyre.**