

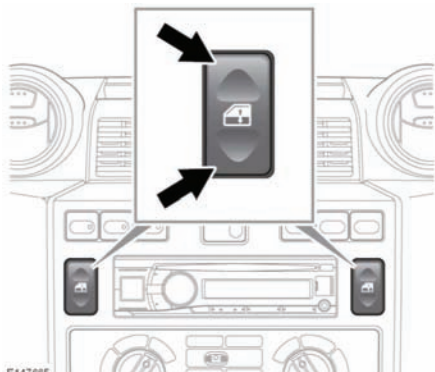


ELECTRIC WINDOWS

 Before closing a window care must be taken to ensure that none of the occupants have any part of their body in a position where it could be trapped. Serious injury or death can occur.

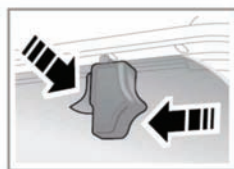
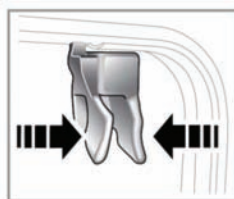
 Ensure that you remove the ignition key when leaving occupants in the vehicle. This will prevent unsupervised operation of the windows, which may result in injury.



With the ignition on, or engine running,

- Press the lower part of the switch to lower a window.
- Press the upper part of the switch to raise a window.
- Release the switch to stop window movement.

SLIDING WINDOWS



E135674

Squeeze either type of lock and slide the window to the desired position. Release the lock and ensure that the catch is located securely into a locking socket.