

Fluid level checks

2. Add oil to maintain the level between the **MIN** and **MAX** marks or notches on the dipstick.
3. Clean up any oil spilled during topping-up.
4. Check the oil level again after 5 minutes.

It is essential to use the correct specification oil and to ensure it is suitable for the climatic conditions in which the vehicle is to be operated.

Note: *The approximate quantity of oil required to raise the level from **MIN** to **MAX** on the petrol engine dipstick is 0.85 litres (1.5 pints) and on the diesel engine dipstick is 1.5 litres (2.6 pints).*


ENGINE OIL SPECIFICATION

It is important that the correct oil specification is used. Vehicles fitted with a diesel particulate filter (DPF) must use the specified oils otherwise significant engine damage will occur. Specified oils ensure that the life of the DPF is maximised.

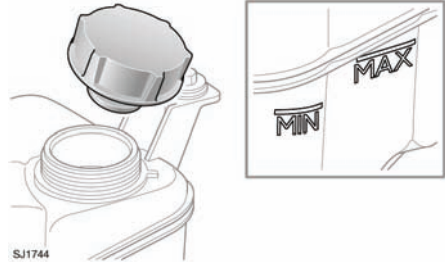
When a new vehicle is sold into markets where the diesel fuel has a high level of sulphur content, a DPF is not fitted and alternative oils are specified. See **179, SULPHUR CONTENT**. Use of incorrect oils will result in serious engine damage.

Land Rover recommends Castrol oils. See **216, LUBRICANTS AND FLUIDS**.

COOLANT LEVEL CHECK

 Running the engine without coolant will cause serious engine damage.


The coolant level in the expansion tank should be checked at least weekly (more frequently in high mileage or arduous operating conditions). Always check the level when the system is cold.





Ensure the coolant level remains between the **MIN** and **MAX** indicator marks on the side of the expansion tank.


If the level has dropped suddenly, or by a large amount, arrange for the vehicle to be examined by a qualified technician as soon as possible.

COOLANT TOPPING UP

 **Never remove the filler cap when the engine is hot - escaping steam or scalding water could cause serious personal injury.**

 **Antifreeze is highly inflammable. Do not allow antifreeze to come into contact with naked flames or other sources of ignition (e.g. a hot engine) - a fire may result.**

 **Unscrew the filler cap slowly, allowing the pressure to escape before removing completely.**

 When travelling in territories where the water supply contains salt, always ensure you carry a supply of fresh (rain or distilled) water. Topping up with salt water will cause serious engine damage.

Top-up to the **MAX** indicator mark on the side of the expansion tank. Use only a 50% mix of water and Texaco XLC antifreeze.