




Vehicle recovery

-  The vehicle should only be towed for a maximum of 50 km (30 miles), at a maximum speed of 50 km/h (30 mph). Towing for a greater distance or at a higher speed, may result in serious damage to the transmission.
-  Do not tow the vehicle if the gearbox cannot be set in neutral, or the rear electronic differential has failed in the locked position.

Your vehicle has a permanent four-wheel drive system and is fitted with a steering lock. The following procedure must be carried out carefully to prevent damage to the vehicle:

1. Secure the towing attachment from the recovery vehicle to the front towing point.
2. With the parking brake applied, switch on the ignition.
3. Apply the foot brake and place the gear lever into neutral.
4. Switch off the ignition and leave the Smart Key in a secure place within the vehicle.
5. The ignition may be switched on to allow operation of indicators, brake lamps etc.
6. Release the parking brake before towing the vehicle.

-  Leaving the ignition switched on for extended periods will drain the vehicle battery.

AFTER TOWING ON FOUR WHEELS

1. Apply the parking brake.
2. Switch on the ignition and apply the foot brake.
3. Place the auto selector lever in the park position.
4. Switch off the ignition and remove the Smart Key from the vehicle.

5. Remove the towing attachment and refit the cover to the front towing point.



Use extreme caution when detaching towing equipment. Vehicle movement is possible which can result in serious injury.