

SELECTING ACCESS HEIGHT

To select access height from normal height, press down on the raise/lower switch. To select access height from Off-road height, press down on the switch once, and then a second time while lowering is in progress. **ACCESS HEIGHT SELECTED** will be displayed in the message centre. Full access height can only be achieved below 8 km/h (5 mph). A slightly higher access height can be achieved between 20 km/h (12 mph) and 8 km/h (5 mph).

Note: Access height may be selected up to 40 seconds after the ignition is switched off, provided the driver's door has not been opened.

When vehicle speed rises above 10 km/h (6 mph), the vehicle will return to the height access height was selected from.

CRAWL MODE (LOCKED ACCESS HEIGHT)


When the vehicle is at Normal height and travelling less than 35 km/h (22mph), or at Access height, press down on the raise/lower switch for longer than 3 seconds to lock the vehicle at access height. The system lock indicator (5) will illuminate and a message will be displayed in the message centre.


The vehicle may then be driven slowly at access height, to assist with manoeuvring in confined areas (e.g. multi-storey car parks).


To cancel crawl mode, press up on the raise/lower switch for longer than 1 second. The system lock indicator will extinguish and if the vehicle is travelling faster than 10 km/h (6 mph) it will return to normal height.

Crawl mode will be cancelled automatically if the vehicle speed exceeds 40 km/h (24 mph).

REMOTE OPERATION

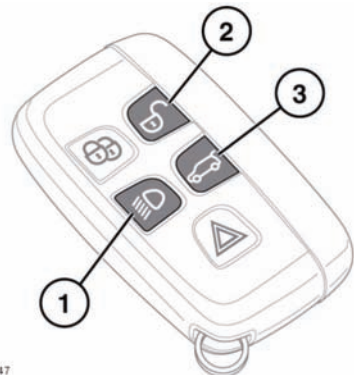
 The Smart Key can be operated from inside or outside the vehicle. It is therefore important that it is kept out of the reach of children at all times.

 Ensure that the vehicle is clear of people and obstacles before lowering the suspension. The difference between Off-road height and Access height is 105 mm (4.1 in).

 Care should be taken with all height changes when a trailer is attached to the vehicle.

The buttons on the Smart Key may be used to operate the air suspension system, allowing the vehicle to be raised or lowered remotely. This may be useful in attaching a trailer or loading the vehicle.

To change the suspension height using the Smart Key, the vehicle must be stationary, all the doors closed and the hazard warning lamps switched on.



E134947

To raise the vehicle press and hold button (1), then press and hold button (2).

To lower the vehicle press and hold button (1), then press and hold button (3)