










-  **Never leave the engine running in an unventilated area - exhaust gases are poisonous and extremely dangerous.**
-  **Do not work beneath the vehicle with the wheel changing jack as the only means of support.**
-  **Keep your hands and clothing away from drive belts, pulleys and fans. Some fans may continue to operate or start operating after the engine has stopped.**
-  **Remove metal wrist bands and jewellery, before working in the engine compartment.**
-  **Do not touch electrical leads or components while the engine is running, or with the starter switch turned on.**
-  **Do not allow tools or metal parts of the vehicle to make contact with the battery leads or terminals.**

FUEL SYSTEM

-  **Under no circumstances should any part of the fuel system be dismantled or replaced by anyone other than a suitably qualified vehicle technician.**
-  **Ensure sparks and naked lights are kept away from the engine compartment.**
-  **Wear protective clothing, including, where practicable, gloves made from an impervious material.**


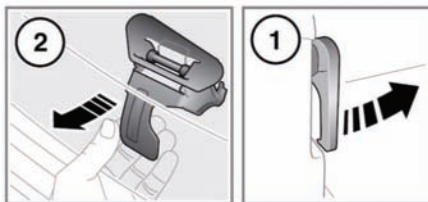
USED ENGINE OIL

Prolonged contact with engine oil may cause serious skin disorders, including dermatitis and cancer of the skin. Always wash thoroughly after contact.



It is illegal to pollute drains, water courses or soil. Use authorised waste disposal sites to dispose of used oil and toxic chemicals.

OPENING THE BONNET



E 135 151

1. Pull the bonnet release lever, located in the left-hand front footwell.
2. Lift the bonnet safety catch lever, located below the centre point of the bonnet, then raise the bonnet.

CLOSING THE BONNET

 **Do not drive with the bonnet retained by the safety catch alone.**

1. Lower the bonnet until the safety catch engages. Using both hands, press the bonnet down until the catches click.