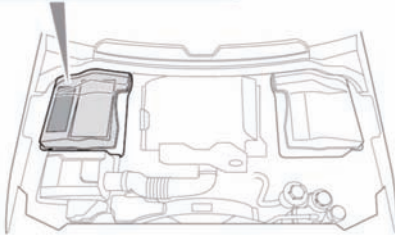
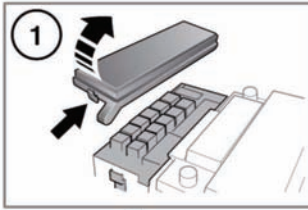
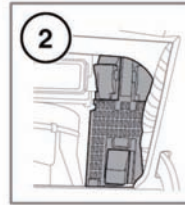
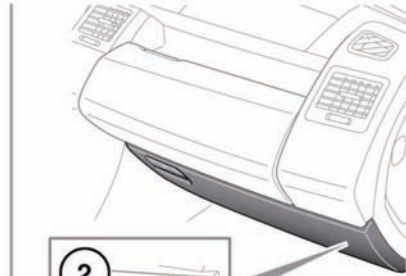


FUSE BOX LOCATIONS



E135171



1. Engine compartment fuse box.
2. Passenger compartment fuse box.

To access the passenger compartment fuse box, open the glovebox, pinch the top of the support stays and lower the glovebox into the footwell.

A label on the rear of the glovebox shows the circuits protected and the fuse locations.

The engine compartment fuse numbers and positions are shown on the inside of the fuse box cover.

Note: Land Rover recommend that relays should only be replaced by qualified persons.

NOTICE

Always switch off the ignition, and the affected electrical circuit, before replacing a fuse.

CHANGING A FUSE

NOTICE

Fit Land Rover approved replacement fuses of the same rating and type, or fuses of matching specification. Using an incorrect fuse, may result in damage to the vehicle's electrical system and can result in a fire.

NOTICE

If the replacement fuse blows after installation, the system should be checked by your Land Rover Retailer/Authorized Repairer.

ENGINE COMPARTMENT FUSE BOX

| Fuse number | Rating (Amps) | Fuse color | Circuits protected |
|-------------|---------------|------------|---|
| 1 | 25 | White | Fuel pump |
| 2 | 5 | Tan | EMS (MAGF, oil sensor). |
| 3 | 5 | Tan | Air suspension ECU |
| 4 | 25 | White | EMS (ECM, fuel pump relay control) |
| 5 | 15 | Blue | EMS |
| 6 | 15 | Blue | EMS (ignition coils). |
| 7 | - | - | - |
| 8 | 25 | White | Rear seat heater |
| 9 | - | - | - |
| 10 | 10 | Red | EMS (throttle motor). |
| 11 | 15 | Blue | EMS (oxygen sensors). |
| 12 | 10 | Red | Heated washer jets |
| 13 | 15 | Blue | EMS |
| 14 | 15 | Blue | EMS (oxygen sensors) |
| 15 | 30 | Green | Heated front screen |
| 16 | 15 | Blue | Rear wiper |
| 17 | - | - | - |
| 18 | 30 | Green | Heated front screen |
| 19 | - | - | - |
| 20 | 5 | Tan | Alternator |
| 21 | 5 | Tan | Dynamic stability control (DSC), Anti-lock braking system (ABS) |
| 22 | 30 | Green | Rear blower |
| 23 | 25 | White | Traction control |
| 24 | 25 | White | Front seat heaters |
| 25 | 15 | Blue | Horn |
| 26 | 20 | Yellow | Air suspension ECU |
| 27 | 5 | Tan | Engine control module (ECM) |
| 28 | - | - | - |
| 29 | 30 | Green | Front wipers |
| 30 | 10 | Red | Auto transmission ECU |

PASSENGER COMPARTMENT FUSE BOX

| Fuse number | Rating (Amps) | Fuse color | Circuits protected |
|-------------|---------------|------------|--|
| 1 | 5 | Tan | Radio frequency receiver, TPM system |
| 2 | - | - | - |
| 3 | 15 | Blue | Front fog lamps |
| 4 | 5 | Tan | Automatic dimming interior mirror |
| 5 | 5 | Tan | Dynamic stability control (DSC), Anti-lock braking system (ABS), steering angle sensor |
| 6 | - | - | - |
| 7 | - | - | - |
| 8 | - | - | - |
| 9 | 5 | Tan | Electric parking brake (EPB) |
| 10 | 5 | Tan | Air suspension ECU |
| 11 | 10 | Red | Trailer reverse lamp |
| 12 | 5 | Tan | Reverse lamps |
| 13 | - | - | - |
| 14 | 5 | Tan | Brake lamps, brake switch |
| 15 | 30 | Green | Heated rear window |
| 16 | 10 | Red | Cubby box cooler |
| 17 | 5 | Tan | Keyless entry/start, central door locking |
| 18 | - | - | - |
| 19 | 5 | Tan | Engine control module (ECM) |
| 20 | 10 | Red | Heated steering wheel |
| 21 | 10 | Red | Center console switches (transfer box, HDC, DSC), headlamp leveling, rear climate control, smog sensor |
| 22 | 5 | Tan | Automatic transmission, transfer box, rear differential |
| 23 | 5 | Tan | Headlamp leveling |
| 24 | 10 | Red | Right-hand side lamps, tail lamps |
| 25 | 10 | Red | Left-hand side lamps, tail lamps |
| 26 | - | - | - |
| 27 | 10 | Red | Trailer side lamps |

| Fuse number | Rating (Amps) | Fuse color | Circuits protected |
|-------------|---------------|------------|---|
| 28 | - | - | - |
| 29 | - | - | - |
| 30 | 25 | White | Front passenger window, central door locking |
| 31 | 5 | Tan | Rain sensor, rear view camera. |
| 32 | 25 | White | Driver's window, exterior mirrors, central door locking |
| 33 | - | - | - |
| 34 | 10 | red | Electric fuel flap actuator |
| 35 | - | - | - |
| 36 | 5 | Tan | Battery back-up sounder |
| 37 | 20 | Yellow | Keyless entry, central door locking |
| 38 | 15 | Blue | Front screen washer |
| 39 | 25 | White | Rear left-hand window, central door locking |
| 40 | 5 | Tan | Seat memory, clock, driver's door switch pack (exterior mirrors, windows) |
| 41 | - | - | - |
| 42 | 30 | Green | Driver's electric seat |
| 43 | 15 | Blue | Rear glass washer |
| 44 | 25 | White | Rear right-hand window, central door locking |
| 45 | 30 | Green | Passenger electric seat |
| 46 | - | - | - |
| 47 | 20 | Yellow | Sunroof |
| 48 | 30 | Green | Trailer connector (battery feed) |
| 49 | 5 | Tan | Adaptive front lighting (right-hand unit) |
| 50 | 5 | Tan | Adaptive front lighting (left-hand unit) |
| 51 | 5 | Tan | Steering wheel switches |
| 52 | - | - | - |
| 53 | 20 | Yellow | Cigar lighter |
| 54 | 15 | Blue | Trailer connector (ignition feed) |
| 55 | 20 | Yellow | Auxiliary power socket - center and rear |
| 56 | 10 | Red | Air bag SRS |
| 57 | 10 | Red | Interior lamps |
| 58 | - | - | - |

Fuses

| Fuse number | Rating (Amps) | Fuse color | Circuits protected |
|-------------|---------------|------------|---|
| 59 | - | - | - |
| 60 | - | - | - |
| 61 | 10 | Red | Instrument pack, message center |
| 62 | 10 | Red | Climate control ECU |
| 63 | 20 | Yellow | Auxiliary power socket |
| 64 | 15 | Blue | Audio unit, DVD player |
| 65 | 5 | Tan | Surround camera system |
| 66 | 5 | Tan | Diagnostic socket |
| 67 | 15 | Blue | Rear seat entertainment module |
| 68 | 10 | Red | Touch screen display, multi-media module, radio telephone |
| 69 | - | - | - |