

ENGINE SPECIFICATIONS

| | V6 Diesel | V8 Petrol (Normally Aspirated) | V8 Petrol (Supercharged) |
|---------------------|-----------------------|--------------------------------|--------------------------|
| Capacity | 2 993 cm ³ | 5 000 cm ³ | 5 000 cm ³ |
| Firing order | 1-4-2-5-3-6 | 1-5-4-2-6-3-7-8 | 1-5-4-2-6-3-7-8 |
| Bore | 84.0 mm | 92.5 mm | 92.5 mm |
| Stroke | 90.0 mm | 93.0 mm | 93.0 mm |
| Number of cylinders | 6 | 8 | 8 |
| Compression ratio | 16:1 | 11.5:1 | 9.5:1 |

LUBRICANTS AND FLUIDS

| Part | Variant | Specification |
|------------------------|----------------------|--|
| Engine oil | V6 Diesel vehicles | SAE 5W-30 meeting specification WSS-M2C934-B. If unavailable, oil meeting specification ACEA:C2 can be used. |
| | V8 Petrol vehicles | SAE 5W-20 meeting specification WSS-M2C925-A only. |
| Transmission oil | 6 speed transmission | Shell ATF M1375.4 |
| | 8 speed transmission | Shell ATF L12108 |
| Transfer gearbox oil | All vehicles | Shell TF 0753 |
| Front differential oil | All vehicles | Castrol SAF-XO |
| Rear differential oil | Non-locking | Castrol SAF-XO |
| Rear differential oil | Electronic Locking | Castrol SAF Carbon Mod Plus |
| Power steering fluid | All vehicles | Texaco Cold Climate PAS fluid |
| Dynamic response fluid | All vehicles | Texaco Cold Climate PAS fluid |
| Brake fluid | All vehicles | Shell DOT4 ESL. If unavailable, a low viscosity, synthetic compatible DOT4 brake fluid that meets ISO 4925 class 6 and Land Rover LRES22BF03 requirements may be used. |
| Screen washer | All vehicles | Screen wash with frost protection |
| Coolant | All vehicles | 50% mixture of Castrol SF antifreeze and water. |

CAPACITIES

| Item | Variant | Capacity |
|-------------------------------------|-----------------------------|--------------------------|
| Fuel tank (usable) | Diesel | 84 litres (18.4 gallons) |
| | Petrol | 88 litres (19.3 gallons) |
| Engine oil refill and filter change | Diesel | 5.9 litres (10.4 pints) |
| | Petrol | 8.0 litres (14.0 pints) |
| Automatic gearbox | All vehicles | Filled for life |
| Transfer box | All vehicles | 1.5 litres (2.64 pints) |
| Front differential - wet fill | All vehicles | 0.56 litres (1.0 pints) |
| Rear differential - wet fill | Non-locking | 1.18 litres (2.08 pints) |
| Rear differential - wet fill | Electronic locking | 1.72 litres (3.03 pints) |
| Washer reservoir | All vehicles | 5.6 litres (9.8 pints) |
| Cooling system (refill) | Diesel | 11.5 litres (20.2 pints) |
| | Petrol (Normally Aspirated) | 10.8 litres (19 pints) |
| | Petrol (Supercharged) | 14.1 litres (24.8 pints) |

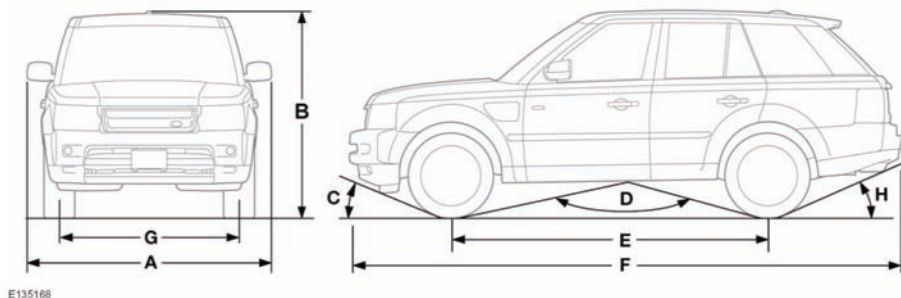
The quoted capacities are approximate and provided as a guide only. All oil levels must be checked using the dipstick, level plugs, driver information module or drain and refill, as applicable.

WEIGHTS

| Variant | Vehicle weight from | Gross Vehicle Weight (GVW) ¹ | Gross Train Weight ² |
|--|---------------------|---|---------------------------------|
| Diesel vehicles | 2535 kg 5589 lbs | 3175 kg 7000 lbs | 6675 kg 14716 lbs |
| Petrol vehicles (Normally Aspirated) | 2489 kg 5487 lbs | 3070 kg 6768 lbs | 6570 kg 14484 lbs |
| Petrol vehicles (Supercharged) | 2590 kg 5710 lbs | 3125 kg 6889 lbs | 6625 kg 14605 lbs |
| 1 The maximum permissible weight of the vehicle including passengers and load. | | | |
| 2 The maximum permissible weight of the vehicle and braked trailer including their respective loads. | | | |

| Variant | Maximum front axle load ¹ | Maximum rear axle load ¹ | Maximum roof rack load ² |
|---|--------------------------------------|-------------------------------------|-------------------------------------|
| Diesel vehicles | 1540 kg 3395 lbs | 1710 kg 3770 lbs | 75 kg 165 lbs |
| Petrol vehicles | 1470 kg 3241 lbs | 1710 kg 3770 lbs | 75 kg 165 lbs |
| ¹ The front and rear axle maximum loads can not be reached simultaneously as this will exceed the GVW limit. | | | |
| ² This figure includes the weight of the roof rack. | | | |

DIMENSIONS



E135166

| Item | Description | mm (inches) | Degrees |
|------|---|--------------|---------|
| A | Width (including mirrors) | 2158 (85.0) | - |
| B | Overall height: | | |
| | - Access height | 1739 (68.5) | - |
| | - Standard height | 1789 (70.4) | - |
| | - Off-road height | 1844 (72.6) | - |
| C | Approach angle (at EEC kerb weight and off-road height) | - | 34° |
| D | Ramp breakover angle (at EEC kerb weight and off-road height) | - | 130° |
| E | Wheelbase | 2745 (108.0) | - |
| F | Overall length | 4783 (188.3) | - |
| G | Track - front | 1605 (63.2) | - |
| | Track - rear | 1612 (63.5) | - |
| H | Departure angle without tow hitch (at EEC kerb weight plus full size spare tyre and at off-road height) | - | 29° |
| - | Departure angle with fixed height tow hitch (at EEC kerb weight): | | |
| | - Standard height | - | 15.1° |
| | - Off-road height | - | 17.8° |
| - | Wading depth: | | |
| | - Standard height | 600 (23.6) | - |
| | - Off-road height | 700 (28) | - |

Technical specifications

| Item | Description | mm (inches) | Degrees |
|------|-------------------------------|--------------------|---------|
| - | Minimum ground clearance: | | |
| | - Standard height | 172 (6.8) | |
| | - Off-road height | 227 (8.9) | |
| - | Turning circle (wall to wall) | 11.9 m (39.04 ft.) | - |

BULB SPECIFICATION



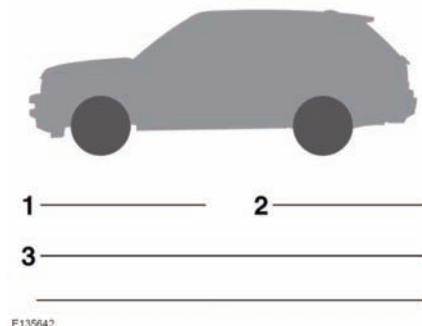
Before attempting to replace a bulb, ensure that both the affected lamp and the vehicle's ignition, are turned off. If the circuit remains live, a short circuit can occur which may damage the vehicle's electrical system.

| Lamp | Specification | Power (Watts) |
|--------------------------------------|---------------|---------------|
| Halogen headlamp (low and high beam) | H7 | 55 |
| Xenon headlamp (low and high beam) | D3S | 35 |
| Cornering lamps | H8 | 35 |
| Front direction indicators | PY24W | 24 |
| Front fog lamps | H11 | 55 |
| Side repeater lamps | WY5W | 5 |
| Reverse lamps | P21W | 21 |
| Rear fog lamps | P21W | 21 |
| Number plate lamps | W5W | 5 |
| Puddle lamps | W5W | 5 |
| Interior lamps | W5W | 5 |

WHEEL AND TYRE SIZES (Saudi Arabia and China only)

| Wheel size | Tyre size | Load index |
|------------|---------------------------------------|------------|
| 5.5J x 19 | T175/80 R19 M (tempoary use spare) | 122 |
| 8J x 19 | 255/50 R19 Y (durable spare) | 107 |
| 9J x 19 | 255/50 R19 Y | 107 |
| 9J x 19 | 255/50 R19 V (Saudi Arabia only) | 107 |
| 9.5J x 20 | 275/40 R20 Y | 106 |

ACCESSORY WHEELS AND TYRES



Note: Use the diagram above to record accessory wheel and tyre information.

1. Front tyre pressure.
2. Rear tyre pressure.
3. Wheel and tyre information (size, speed rating, etc.).



Contact your Land Rover Dealer/Authorised Repairer before fitting any accessory wheels and tyres.

WHEEL ALIGNMENT DATA (CHINA)

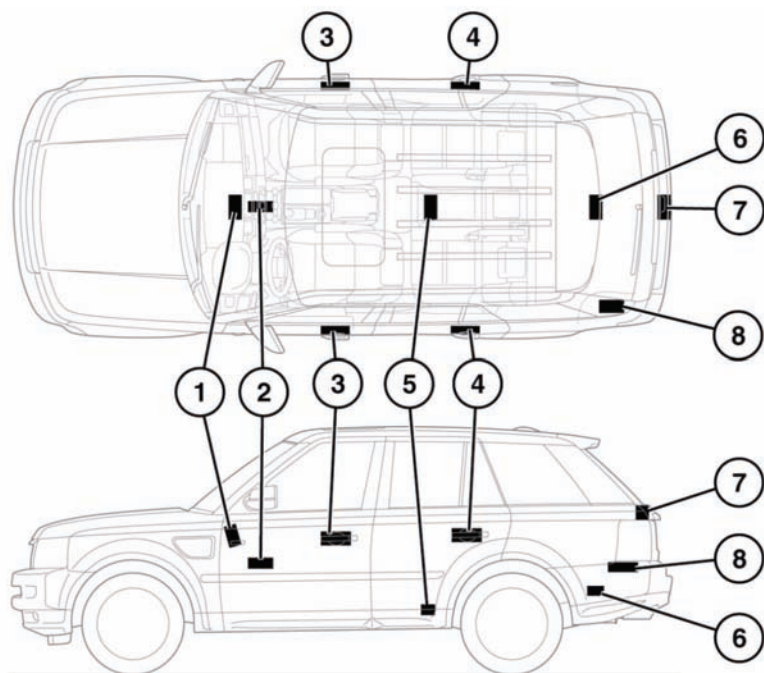
| Supercharged Petrol and Diesel vehicles with CVD (Continuous Variable Damping) | |
|--|------------------------------|
| Wheel alignment - front | $+0.15^\circ \pm 0.2^\circ$ |
| Wheel alignment - rear | $0.19^\circ \pm 0.14^\circ$ |
| Camber - front left | $-0.63^\circ \pm 0.75^\circ$ |
| Camber - front right | $-0.75^\circ \pm 0.75^\circ$ |
| Camber - rear left | $-1.0^\circ \pm 0.75^\circ$ |
| Camber - rear right | $-1.0^\circ \pm 0.75^\circ$ |
| Castor - front left | $3.96^\circ \pm 0.75^\circ$ |
| Castor - front right | $4.07^\circ \pm 0.75^\circ$ |

| Normally Aspirated Petrol and Diesel vehicles without CVD | |
|---|------------------------------|
| Wheel alignment - front | $+0.10^\circ \pm 0.2^\circ$ |
| Wheel alignment - rear | $0.19^\circ \pm 0.14^\circ$ |
| Camber - front left | $-0.63^\circ \pm 0.75^\circ$ |
| Camber - front right | $-0.38^\circ \pm 0.75^\circ$ |
| Camber - rear left | $-0.5^\circ \pm 0.75^\circ$ |
| Camber - rear right | $-1.0^\circ \pm 0.75^\circ$ |
| Castor - front left | $3.96^\circ \pm 0.75^\circ$ |
| Castor - front right | $4.07^\circ \pm 0.75^\circ$ |

BRAKE PEDAL TRAVEL (CHINA)

The brake pedal travel is set at the factory and is non-adjustable.

REMOTE KEY FOB TRANSMITTER LOCATIONS



E 135169

1. Cabin front transmitter.
2. Keyless start module.
3. Front exterior door handle transmitters.
4. Rear exterior door handle transmitters.
5. Cabin headlining transmitter.
6. Luggage compartment interior transmitter.
7. Luggage compartment exterior transmitter.
8. Left-hand side luggage compartment transmitter.



Any person fitted with an implanted medical device should ensure that the device is kept at a distance of at least 22 cm (8.7 inches) away from any transmitter mounted in the vehicle. This is to avoid any possibility of interference between the system and the device.