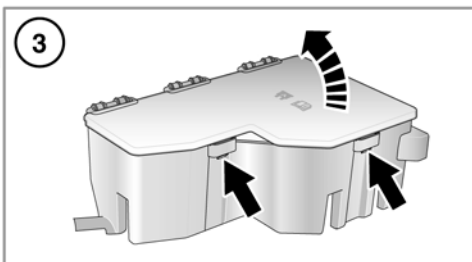
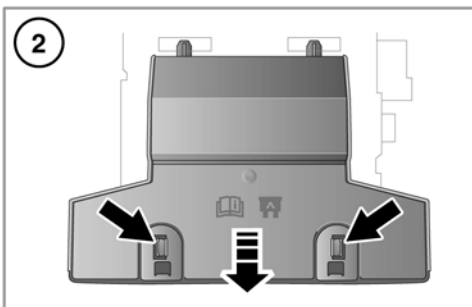
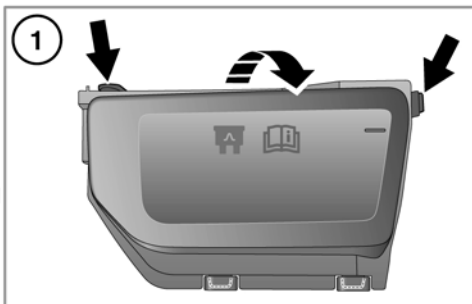
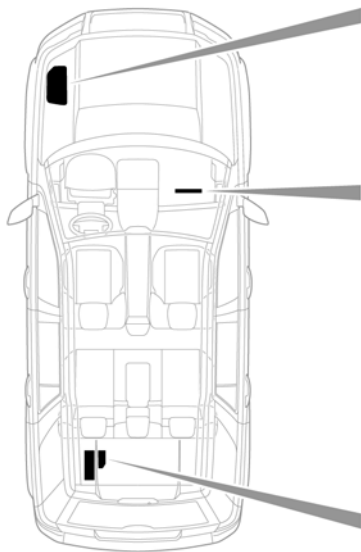


FUSE BOX LOCATIONS



SL1035

1. Engine compartment fuse box.
2. Passenger compartment fuse box.
3. Luggage compartment fuse box.

The passenger compartment fuse box is accessed from the passenger footwell.

A label on the rear of the access panel shows the circuits protected and the fuse locations.

The engine compartment fuse numbers and positions are shown on the inside of the fuse box cover.

CHANGING A FUSE



Fit Land Rover approved replacement fuses of the same rating and type, or fuses of matching specification. Using an incorrect fuse, may result in damage to the vehicle's electrical system and can result in a fire.



If the replacement fuse blows after installation, the system should be checked by your Land Rover Dealer/Authorised Repairer.

Note: Land Rover recommend that relays should only be replaced by qualified persons.

Always switch off the ignition, and the affected electrical circuit, before replacing a fuse.

ENGINE COMPARTMENT FUSE BOX

Fuse number	Rating (Amps)	Fuse colour	Circuits protected
F1	5	tan	Glow plugs
F2	15	blue	Automatic transmission
F3	80	-	Cooling fans
F4	60	-	Glow plugs
F5	-	-	-
F6 (Diesel)	10	red	Engine management
F6 (Petrol)	15	blue	Engine management
F7	5	tan	Relays
F8 (Diesel)	10	red	Engine management
F8 (Petrol)	15	blue	Engine management
F9 (Diesel)	10	red	Engine management
F9 (Petrol)	15	blue	Engine management
F10 (Petrol)	10	red	Engine management
F11 (Diesel)	10	red	Engine management
F11 (Petrol)	10	red	Engine management
F12 (Diesel)	10	red	Engine management
F12 (Petrol)	20	yellow	Engine management
F13	15	blue	Air Conditioning
F14 (Diesel)	15	blue	Engine management
F15	40	green	Starter motor
F16 (Diesel)	100	-	Diesel PTC heater

Fuses

Fuse number	Rating (Amps)	Fuse colour	Circuits protected
F17	60	-	Passenger compartment fuse box supply
F18	60	-	Passenger compartment fuse box supply
F19	60	-	Luggage compartment fuse box supply
F20	60	-	Luggage compartment fuse box supply
F21	60	-	Luggage compartment fuse box supply - Audio unit
F22	30	pink	Windscreen wipers
F23	-	-	-
F24	30	pink	Headlamp washers
F25	30	pink	ABS
F26	40	green	ABS
F27	-	-	-
F28	40	green	Heater blower
F29	-	-	-
F30	-	-	-
F31	15	blue	Horns
F32	20	yellow	Diesel auxiliary heater
F33	5	tan	Relays
F34	40	green	Heated windscreen (LH)
F35	40	green	Heated windscreen (RH)
F36	-	-	-
F37	10	red	Heated washer jets
F38	10	red	AFS (RH lamp motors)
F39	10	red	Climate control
F40	10	red	Auxiliary water pump
F41	20	yellow	Passenger compartment fuse box supply
F42	15	blue	Engine management
F43	5	tan	Headlamp levelling control - AFS

Fuse number	Rating (Amps)	Fuse colour	Circuits protected
F44	10	red	AFS (LH lamp motors)
F45	15	blue	Cigar lighter

PASSENGER COMPARTMENT FUSE BOX

Fuse number	Rating (Amps)	Fuse colour	Circuits protected
F1	5	tan	Rain sensor
F2	10	red	SRS
F3	5	tan	ABS
F4	5	tan	Instrument pack - Accelerator pedal - Light Switch Module - Interior mirror
F5	-	-	-
F6	15	blue	Audio unit
F7	7.5	brown	Steering wheel controls
F8	5	tan	Instrument pack
F9	15	blue	Headlamp main beam
F10	15	blue	Sunroof
F11	7.5	brown	Reverse lights - interior mirror dip
F12	-	-	-
F13	15	blue	Front fog lamps
F14	15	blue	Screen wash
F15	-	-	-
F16	-	-	-
F17	7.5	brown	Interior lighting
F18	-	-	-
F19	5	tan	Electric seat adjustment
F20	15	blue	Rear wiper
F21	5	tan	Alarm
F22	20	yellow	Fuel pump
F23	20	yellow	Steering column lock
F24	-	-	-

Fuses

Fuse number	Rating (Amps)	Fuse colour	Circuits protected
F25	10	red	Tailgate - Fuel filler flap
F26	5	tan	Diagnostic socket - alarm
F27	5	tan	Start button - climate control
F28	5	tan	Brake lights
F29	15	blue	Voltage module

LUGGAGE COMPARTMENT FUSE BOX

Fuse number	Rating (Amps)	Fuse colour	Circuits protected
FA1	25	clear	Driver door controls
FA2	25	clear	Passenger door controls
FA3	25	clear	Rear left door controls
FA4	25	clear	Rear right door controls
FA5	5	tan	Remote auxiliary heater control
FA6	15	blue	Rear accessory socket
FA7	30	pink	Heated rear screen
FA8	-	-	-
FA9	15	blue	Trailer power
FA10	30	pink	Driver electric seat
FA11	40	pink	Trailer power
FA12	-	-	-
FB1	10	red	Park distance control
FB2	10	red	Voltage module
FB3	15	blue	Driver's seat heater
FB4	15	blue	Front passenger's seat heater
FB5	15	blue	Caravan fridge
FB6	15	blue	Electronic centre differential
FB7	5	tan	Instrument pack
FB8	15	blue	Audio system
FB9	30	pink	Passenger electric seat

Fuse number	Rating (Amps)	Fuse colour	Circuits protected
FB10	15	blue	Loadspace power socket
FB11	-	-	-
FB12	-	-	-
FD1	10	red	Audio system and touch screen (also check fuse F29)
FD2	-	-	-
FD3	10	red	DAB
FD4	5	tan	Bluetooth telephone
FD5	-	-	-
FD6	10	red	Audio unit
FD7	5	tan	Instrument pack
FD8	-	-	-
FD9	30	pink	Audio amplifier
FD10	-	-	-
FD11	-	-	-
FD12	-	-	-