




Tyre pressure monitoring system

TYRE PRESSURE MONITORING (TPM) SYSTEM

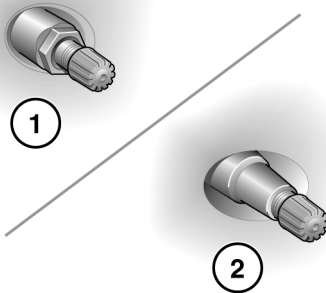
 The TPM system provides a low pressure warning and does not re-inflate your tyres. Tyre pressures should be checked regularly using an accurate pressure gauge when cold.

 The TPM system can NOT register damage to a tyre. Regularly check the condition of your tyres, especially if the vehicle is driven off-road

 When inflating tyres, care should be taken to avoid bending or damaging the TPM system valves. Always ensure correct alignment of the inflation head to the valve stem.

Note: Different types of tyre may affect the performance of the TPM system. Always replace tyres in accordance with recommendations.

The tyre pressure monitoring system constantly monitors the tyre pressure in each wheel, including the full size spare. Temporary use spare tyres (when fitted) are not monitored.



SL1302

Wheels fitted with a TPM system can be identified by the appearance of the external metal lock nut and valve (1). All Land Rover non-TPM system wheels have a rubber valve fitted (2).

Tyre pressures should be checked regularly when cold, and adjusted as necessary. The presence of the TPM system does not remove the need to do this to ensure vehicle safety.



The tyre pressure warning lamp illuminates when one or more of your tyres is significantly under-inflated. You should stop and check your tyres as soon as possible, and inflate them to the recommended pressure for the vehicle loading condition.

The TPM system also monitors the full size spare tyre pressure. If the pressure for the spare tyre is incorrect, the message **CHECK SPARE TYRE PRESSURE** is displayed, accompanied by illumination of the warning lamp.

VEHICLE LOADING

It is possible to select different tyre pressure monitoring levels that correspond to the pressures on the tyre pressure label for a lightly laden or heavily laden vehicle.

The different tyre pressure monitoring levels can be set via the Vehicle setup menu (see **58, VEHICLE INFORMATION AND SETTINGS MENU**).

TPM SYSTEM FULL SIZE SPARE AND TYRE CHANGE

The system will automatically recognise any changes in wheel positions. The vehicle must be stationary for 15 minutes during the wheel and tyre change (see **227, LOWERING THE SPARE WHEEL**), to ensure that the system can detect the change. After driving above 25 km/h (18 mph), any deflation warning should clear within a few minutes.

If the temporary spare wheel is fitted, the system will automatically recognise the change in wheel positions. After approximately 10 minutes of driving above 25 km/h (18 mph), the message **FRONT (REAR) RIGHT(LEFT) TYRE PRESSURE NOT MONITORED** will be displayed, accompanied by illumination of the warning lamp.

The warning lamp will first flash and then illuminate continuously. Extended use of the temporary spare wheel will trigger the message **TYRE PRESSURE MONITORING SYSTEM FAULT**.

This TPM system display sequence will be activated at every ignition cycle, until the temporary spare wheel is replaced by a full-size road wheel.

Note: *If in use, always replace the temporary spare wheel before having a TPM system fault investigated.*