

## ENGINE DATA

Capacity	Firing order	Bore	Stroke	No. of cylinders	Compression ratio
305 cubic inches (5 000 cm <sup>3</sup> )	1-5-4-2-6-3-7-8	3.64 in. (92.5 mm)	3.66 in. (93.0 mm)	8	11.5:1

## LUBRICANTS AND FLUIDS

Part	Specification
Engine oil	SAE 5W-20 meeting specification WSS-M2C925-A only.
Main gearbox oil	Shell ATF M1375.4
Transfer gearbox oil	Shell TF 0753
Front differential oil	SAF XO
Rear differential oil (non-locking)	SAF XO
Rear differential oil (electronic locking)	Castrol SAF Carbon Mod Plus
Power steering fluid	Texaco Cold Climate PAS fluid
Brake fluid	Shell DOT4 ESL. If unavailable, a low viscosity DOT4 brake fluid that meets ISO 4925 class 6 and Land Rover LRES22BF03 requirements may be used.
Windshield washer	Windshield wash with frost protection
Coolant	50% mixture of Castrol SF antifreeze and water.

## CAPACITIES

Item	Capacity
Fuel tank (usable)	23 U.S. gallons (86 litres)
Engine oil refill and filter change	17 U.S. pints (8.0 litres)
Automatic gearbox	Filled for life
Transfer box	3.2 U.S. pints (1.5 litres)
Front differential - wet fill	1.1 U.S. pints (0.56 litres)
Rear differential (non-locking)	2.3 U.S. pints (1.1 litres)
Rear differential (electronic locking)	3.4 U.S. pints (1.6 litres)
Washer reservoir	11.8 U.S. pints (5.6 litres)
Cooling system (refill)	36 U.S. pints (17 litres)

The quoted capacities are approximate and provided as a guide only. All oil levels must be checked using the dipstick, level plugs or driver information module, as applicable.

## WEIGHTS

Curb weight (including full fuel tank) from	5617 lbs 2548 kg
Gross Vehicle Weight (GVW) <sup>1</sup>	7143 lbs 3240 kg
Gross Train Weight <sup>2</sup>	14859 lbs 6740 kg
Maximum front axle load <sup>3</sup>	3197 lbs 1450 kg
Maximum rear axle load <sup>3</sup>	4090 lbs 1855 kg
Maximum roof rack load <sup>4</sup>	165 lbs 75 kg

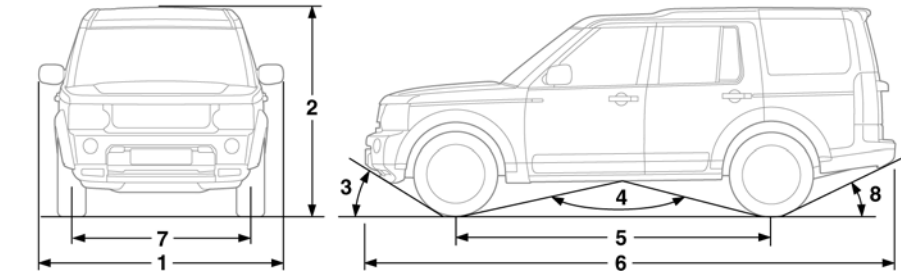
<sup>1</sup> The maximum permissible weight of the vehicle including passengers and load.

<sup>2</sup> The maximum permissible weight of the vehicle and braked trailer including their respective loads.

<sup>3</sup> The front and rear axle maximum loads can not be reached simultaneously as this will exceed the GVW limit.

<sup>4</sup> This figure includes the weight of the roof rack.

## DIMENSIONS



SL1110

Item	Description	inches (mm)	Degrees
1	Width (including mirrors)	85.7 (2176)	-
2	Overall height:		-
	Access height	72.3 (1837)	-
	Standard height	74.3 (1887)	-
	Standard height with roof rails	74.4 (1891)	-
	Off road height	76.5 (1942)	-
3	Approach angle (at EEC curb weight and off-road height)	-	36.2°
4	Ramp breakover angle (at EEC curb weight and off-road height)	-	125.4°
5	Wheelbase	113.6 (2885)	-
6	Overall length	190.5 (4838)	-
7	Track - front	63.2 (1605)	-
	Track - rear	63.5 (1612.5)	-
8	Departure angle without tow hitch (at curb weight plus full size spare tire and at off road height)	-	28.1°
	Departure angle with fixed height tow hitch (at curb weight) - Standard ride height	-	15.7°
	Departure angle with fixed height tow hitch (at curb weight) - Off road height	-	18.5°
-	Turning circle (curb to curb)	37.5ft (11.45 m)	-

Item	Description	inches (mm)	Degrees
-	Maximum wading depth - Standard height	24 (600)	-
-	Maximum wading depth - Off road height	28 (700)	-
-	Minimum ground clearance (standard height)	7.3 (185)	-
-	Minimum ground clearance (off-road height)	9.4 (240)	-
-	Maximum gradient, nose up/down, continuous operation	-	35°
-	Maximum gradient, nose up/down, drive through	-	45°

## BULB SPECIFICATION CHART



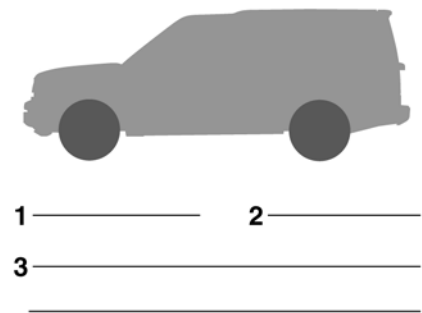
CAUTION: Before attempting to replace a bulb, ensure that both the affected lamp and the vehicle's ignition, are turned off. If the circuit remains live, a short circuit can occur which may damage the vehicle's electrical system.

Lamp	Specification	Power (Watts)
Halogen headlamp (low and high beam)	H7	55
Xenon headlamp (low and high beam)	D35S	35
Cornering lamps	H8	35
Front side lamps	W3W	3
Front direction indicators	PY24W	24
Front fog lamps	H11	55
Side repeater lamps	WY5W	5
Reverse lamps	P21W	21
Rear fog lamps	P21W	21
License plate lamps	W5W	5
Puddle lamps	W5W	5
All Interior lamps	W5W	5

## WHEELS AND TIRES

Wheel size	Tire size	Load Index
8.0J x 19	255/50 R19 Y Durable spare	107
9.0J x 19	255/50 R19 Y	107
8.5J x 20	255/50 R20 Y	109

## ACCESSORY WHEELS AND TIRES



SL1304

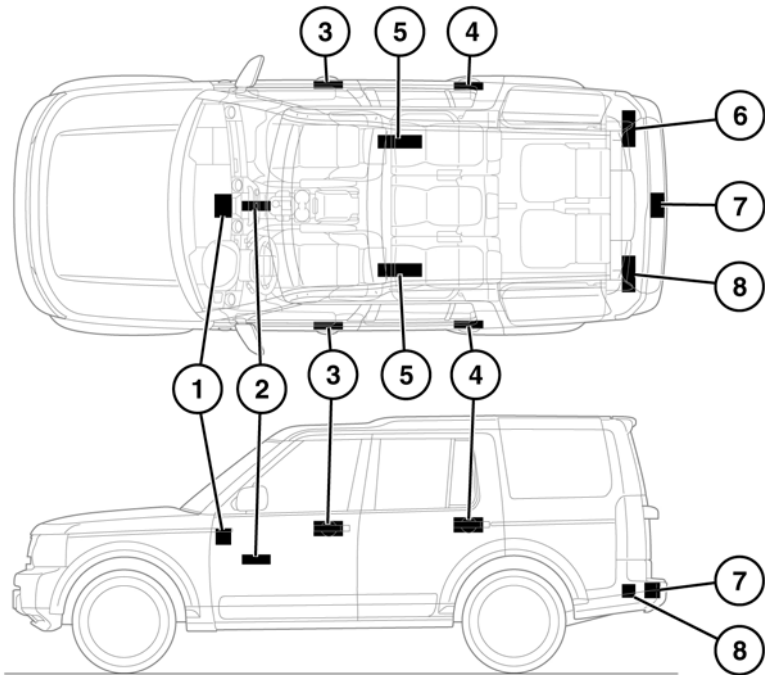
**Note:** Use the diagram above to record accessory wheel and tire information.

1. Front tire pressure.
2. Rear tire pressure.
3. Wheel and tire information (size, speed rating, etc.).



**WARNING:** Contact your Land Rover Retailer/Authorized Repairer before fitting any accessory wheels and tires. Fitting incorrect wheel/tire combinations can seriously affect the ride and handling of your vehicle. In extreme cases, this may lead to loss of control of the vehicle.

## SMART KEY SYSTEM TRANSMITTERS



SL1313

1. Cabin front transmitter.
2. Keyless start module.
3. Front exterior door handle transmitters.
4. Rear exterior door handle transmitters.
5. Cabin headlining transmitter.
6. Right-hand side loadspace transmitter.
7. Loadspace.
8. Left-hand side loadspace transmitter.



**WARNING:** Any person fitted with an implanted medical device is kept at a distance of at least 8.7 inches (22 cm) away from any transmitter mounted in the vehicle. This is to avoid any possibility of interference between the system and the device.

The radio frequency remote system operates on a frequency subject to USA Federal Communications Commission (FCC) rules.

The device complies with Part 15 of the FCC rules and RSS-210 of the Industry Canada. Operation is subject to the two following conditions:

- The device may not cause harmful interference, and
- This device must accept any interference received, including interference that may cause undesired operation.

The key system transmitter frequency approval numbers for the USA and Canada are as follows:

<b>USA FCC ID:</b>	KOBJTF10A
	KOBJLR09A
	KOJBGG10A
	KOJBGG10B
<b>Canada IC:</b>	3521A-JTF10A
	3521-JLR09A
	3521-JBG10A
	3521-JBG10B
<b>Model Number:</b>	AH22-15K601A
	AH42-15K602-A
	AH22-19H440 (PEPS)
	AH42-19H440 (Passive Start only)

**Note:** *The manufacturer is not responsible for any radio interference caused by unauthorized modifications to this equipment. Changes or modifications not expressly approved by the party responsible for compliance could void the user's authority to operate the equipment.*



CAUTION: The Smart Key may suffer interference from other legal users of the this radio frequency band, such as radio amateurs, medical equipment, remote controls or alarm systems. To lock or unlock the vehicle in such a situation, either use a key or operate the key transmitter as close to the security antenna as possible.