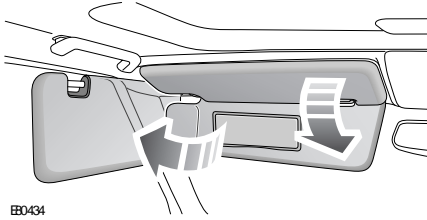


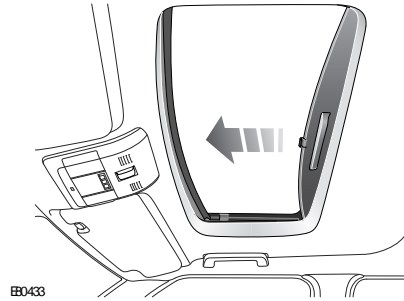
# Convenience features

## SUN VISORS



The sun visor can be pivoted downwards, or to the side as required to reduce glare.

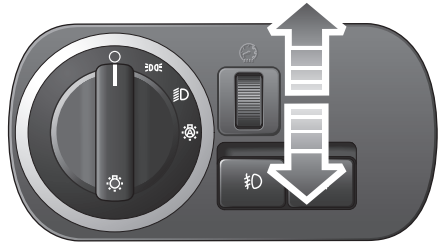
## SUN BLINDS



Pull the sunroof blind, across the sunroof aperture, until it locks in place.

To open, push vertically on the textured part of the blind handle. The blind will retract into the panel between the sunroofs.

## INSTRUMENT LIGHTING DIMMER



Rotate the dimmer control to vary the level of instrument pack illumination.