

# Vehicle recovery

## LASHING POINTS

### WARNING



The front and rear lashing points must be used only for securing the vehicle during transportation. If they are used for any other purpose it may result in vehicle damage and serious injury.

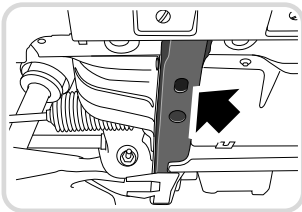

### CAUTION



If the vehicle electronics are operational, the air suspension must be set to access height before securing the vehicle to a recovery vehicle or trailer. See **ADJUSTING THE SUSPENSION** (page 172).

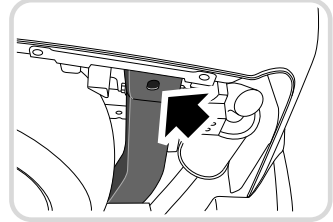
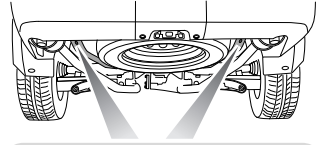
**Note:** The front and rear lashing points are for lashing only and must not be used for towing.

### Front lashing points



EB0779

### Rear lashing points



EB0780

The two pairs of lashing points on the underside of the vehicle are provided for the insertion of appropriate hooks. Do not secure lashing hooks to any other part of the vehicle.

## TRANSPORTING THE VEHICLE

### WARNING



Use extreme caution when moving or towing the vehicle. Death or serious injury may occur.

The recommended method for recovery or transportation of the vehicle is on a transporter or trailer designed for the purpose.

Ensure that transportation is carried out by suitably qualified persons and that the vehicle is secured correctly.