

Digital Audio Broadcasting (DAB)

Press one of the seek buttons repeatedly (during the first ten seconds of broadcast) to cycle through all of the channels contained in that PTY category.

Channel information

Select **Channel Information** to display technical data relating to the currently-tuned channel. The data listed is as follows: Channel name, Ensemble name, Bit rate (kbits/s) and Audio level.

SETTINGS



LAN2048

In DAB mode, select **Settings**.

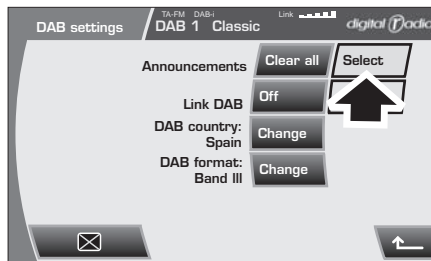
Note: If **Settings** is selected once, but no action is taken for a further ten seconds, the system will exit the menu automatically.

Announcements

You can select up to four types of announcement from a list of eleven, for example, **News**, **Area/Weather**, **Traffic** and **Alarm**.

When a DAB announcement is broadcast, it will interrupt normal play for the duration of the announcement.

Note: The **Alarm** announcement type, broadcasts information concerning crises of national or international importance.



LAN2050

To display the full list of announcement types, touch **Select**.



LAN2051

Select an announcement type to enable it, select it again to disable it. If you want to clear all enabled types, select **Clear all**. To scroll through the list, select the arrow buttons.

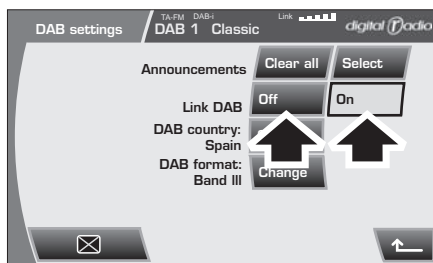
Note: If you have already selected four announcement types, you will be unable to select further types.

Link DAB

Regional ensembles containing a list of local digital channels are broadcast by a variety of regional providers. For example, the Leicester and Coventry regions in the UK are currently supplied by Now Digital, where as Birmingham is supplied by CE Digital.

Digital Audio Broadcasting (DAB)

A channel (for example, Chill) in two different regional ensembles will share an identification if broadcast by the same provider (for example, Chill Coventry and Chill Leicester). If channels are being broadcast by different suppliers, then they will not share the same identification (for example, Chill Coventry and Chill Birmingham).



LAN2052

If you move from one region to another and **Link DAB** is enabled, the DAB radio will attempt to retune to a channel with the same identification in a different ensemble.

If the signal strength for a local channel falls below an acceptable level, the audio unit will automatically search other available ensembles for another channel with the same identification.

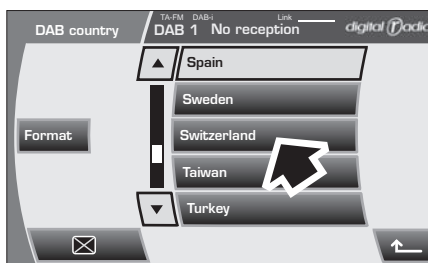
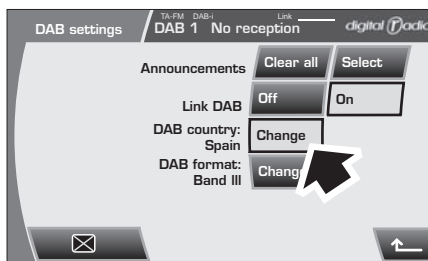
If an alternative channel is found in another ensemble that is also in your current channel list, then the new channel is tuned automatically after a few seconds. If a channel is not found after a few seconds, then **No reception** is displayed on the screen.

The word **Link** is displayed at the top of the touchscreen to indicate that Link DAB is enabled.

DAB country

If you move the vehicle to a different country, you can change DAB Country options to make sure that you receive the best possible reception and sound quality.

Note: If you have already selected a DAB format, then the DAB country option is disabled.



LAN2053

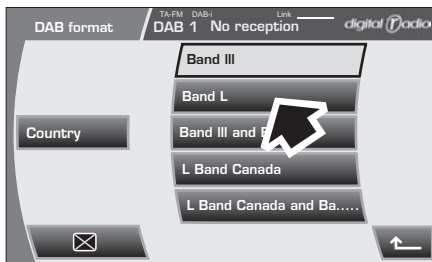
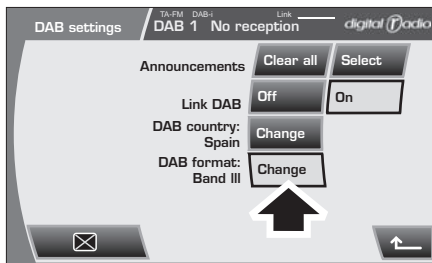
Select **Change** to display a list of countries where DAB services are available. Select the country name to enable it.

Note: When you change the DAB country, the audio unit will automatically start auto-tuning. If you **Cancel** the auto-tune, the country setting will remain changed but you may not have access to all available ensembles for that country.

Note: This option is disabled when the vehicle is moving

Digital Audio Broadcasting (DAB)

DAB format



LAN2054

Different regions or countries may use different digital bands to broadcast DAB channels. If you know the band(s) required, then you can choose from the **Band selection** list.

Select **Change** to display a list of formats. The available bands are:

- L Band
- Band III
- L Band & Band III
- L Band Canada
- L Band Can & Band III

Note: When you change the DAB format, the audio unit will automatically start auto-tuning. If you **Cancel** the auto-tune, the format setting will stay changed but you may not have access to all available ensembles for that format.

Note: This option is disabled when the vehicle is moving