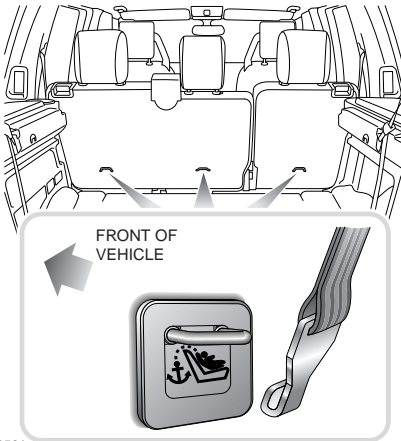


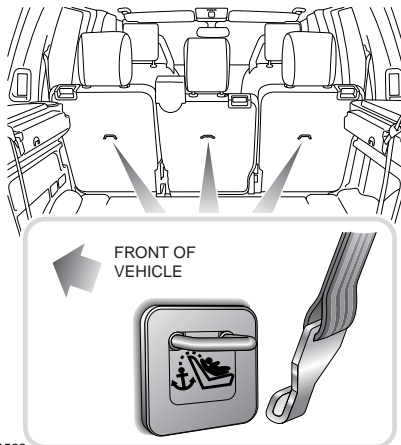
# Child safety

## Child seat upper tether anchorage (5-seat vehicles)



E81521

## Child seat upper tether anchorage (7-seat vehicles)



E81522

Provision is made in the second row seats for the fitting of up to three child seats of the type that requires tether strap anchorage points.

Your vehicle is equipped with anchorage points on the back of the second row seat frames. These should be used to attach straps from child seats or restraint systems.

## BOOSTER CUSHIONS

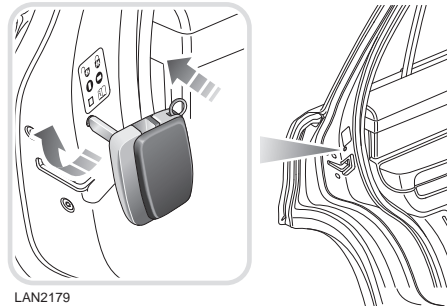
In a situation where a child is too large to fit into a child safety seat but is still too small to safely use just the three point belt, a booster seat is recommended for maximum safety. Follow the manufacturer's instructions for fitting and use, and then adjust the seat belt to suit.

## CHILD SAFETY LOCKS

### WARNING



Never leave children unsupervised in the vehicle. Doing so increases the risk of death or serious injury.



LAN2179

Child safety locks are fitted to the rear doors. Insert the starter key into the keyhole and turn outwards to activate the child safety lock.

With the child safety locks engaged, the rear doors cannot be opened from inside the vehicle.

Turn the key inwards to disengage the child safety lock.