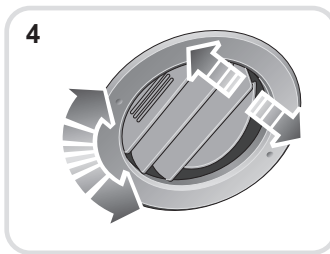
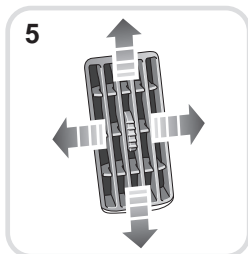
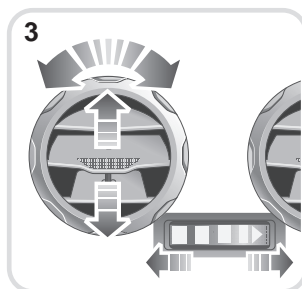
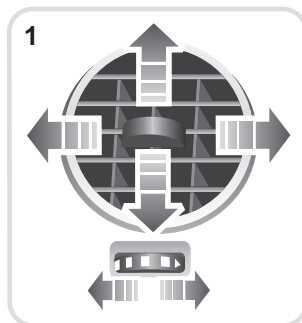
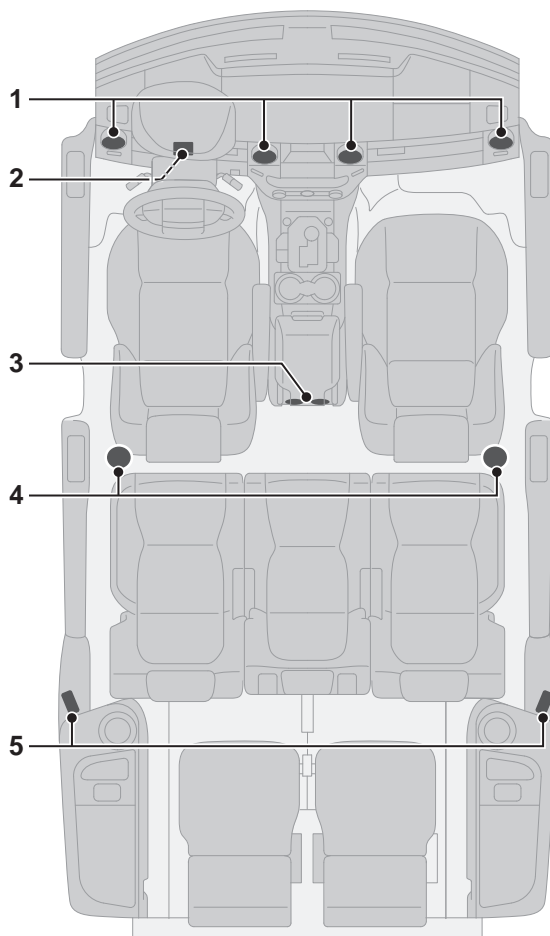


Climate control

AIR VENTS



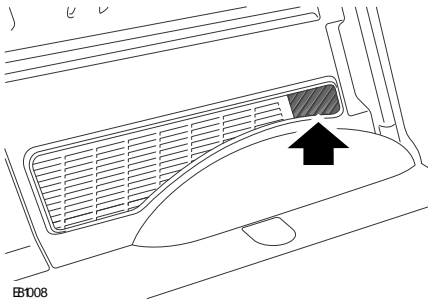
LAN2389

Climate control

- 1 Face level vents
- 2 Driver's lap vent
- 3 Centre console rear vent controls
- 4 Rear upper vent controls
- 5 Rear pillar vent controls

Note: To ensure best ventilation and minimum noise, the vents should be fully open when the air distribution control is set.

Third row seats vent



A fixed vent on the left-hand side rear quarter panel provides airflow to the third-row seat lower area.

Intake air

The ventilation system takes air from the intake grille in front of the windscreen. Always keep the air intake grille clear of obstructions such as leaves, snow or ice.

Particulate air filter

The particulate air filter prevents pollen, industrial fall-out, road dust and other particles from entering the vehicle via the vents.

Combined filter

Vehicles fitted with automatic temperature control have a combined carbon and particulate air filter, which reduces the level of odours coming into the vehicle through the heater system.