


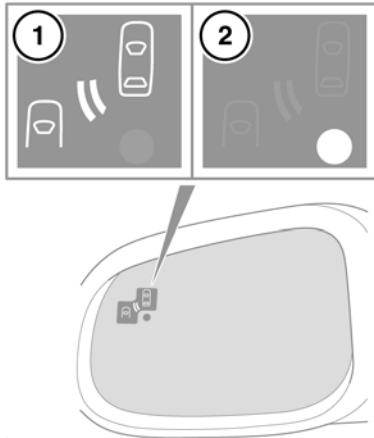


# Blind spot monitoring




## BLIND SPOT MONITOR

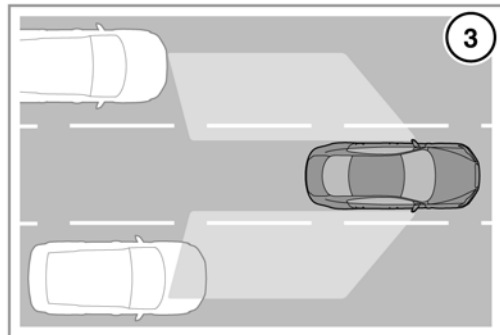
-  The Blind Spot Monitor (BSM) system is a supplement to, not a replacement for, a safe driving style and use of the exterior and rear-view mirrors.
-  Please note that BSM may not be able to give adequate warning of vehicles approaching very quickly from behind or vehicles that are being overtaken rapidly.
-  BSM may not be able to detect all vehicles and may also detect objects, such as roadside barriers, etc.



SJ1010

The Blind Spot Monitor (BSM) system monitors a zone that covers the area adjacent to the vehicle, that is not easily visible by the driver and is designed to identify any object overtaking the vehicle (3). The system uses a radar on each side of the vehicle to identify any overtaking vehicle/object within the blind spot area of the vehicle, while disregarding other objects which may be stationary or travelling in the opposite direction, etc.

-  The radar sensors may be impaired by rain, snow or road spray. This may affect the system's ability to reliably detect a vehicle/object within the blind spot.
-  Ensure that the warning indicators in the exterior mirrors are not obscured by stickers or other objects.
-  Do not attach stickers or objects to the rear bumpers, that may interfere with the radar sensors.



If an object is identified by the system as being an overtaking vehicle/object, an **amber** warning icon (1) illuminates in the relevant exterior mirror, to alert the driver that there is a potential hazard in the vehicle's blind spot and therefore, that a lane change might be dangerous.

The radar monitors the area extending from the exterior mirror rearwards, to approximately 6 metres (20 feet) behind the rear wheels, and up to 2.5 metres (8.2 feet) from the side of the vehicle (the width of a typical carriageway lane).

**Note:** *This radar sensor is approved in all RTTE countries.*

**Note:** *The system covers an area of a fixed lane width. If the lanes are narrower than a typical carriageway lane, objects travelling in non-adjacent lanes may be detected.*

BSM automatically switches on and becomes active when the vehicle is travelling at more than 16 km/h (10 mph) in a forward gear. When the system initiates, it performs a self-check, during which the warning icons in the mirrors illuminate alternately for a short period of time.

The indicator dot (2) remains illuminated until forward vehicle speed exceeds 16 km/h (10 mph).

BSM can be turned off in the **Vehicle settings** area of the instrument panel menu. See **47**, **INTERACTIVE CONTROLS**.

BSM is designed to work most effectively when driving on multi-lane highways.

**Note:** *If an overtaking vehicle is detected on both sides of the vehicle simultaneously, the warning icons in both mirrors will illuminate.*

**Note:** *BSM is automatically turned off when reverse (R) gear is selected, when the vehicle is in park (P), the vehicle is travelling below 16 km/h (10 mph). Under these conditions, an amber warning indicator within the exterior mirror is displayed.*

## SENSOR BLOCKAGE

The BSM system will automatically disable if either of the sensors become completely obscured, an amber warning indicator dot (2) is displayed in the exterior mirror and the message **BSM sensor blocked** appears in the message centre.

**Note:** *Blockage testing is only initiated when vehicle speed is above 32 km/h (20 mph) and will take at least two minutes of accumulated driving above this speed, to determine that the sensor is blocked.*

If the sensors become blocked, then please check that there is nothing obscuring the rear bumper and that it is clear from ice, frost and dirt.

## SYSTEM FAULT

If a fault with one of the radar sensors is detected, an amber warning indicator dot is displayed in the exterior mirror and the message **BSM not available** is displayed in the message centre.

**Note:** *Even if the detected fault only affects the radar sensor on one side of the vehicle, the whole system is disabled. If the fault is temporary, the system will operate correctly once the engine has been switched off and then on again.*

If a fault in the system occurs, consult your Dealer/Authorised Repairer.