

ENGINE SPECIFICATIONS

Data	Diesel	Petrol (Normally Aspirated)	Petrol (Supercharged)
Number of cylinders	6	8	8
Displacement (cc)	2993	5000	5000
Compression ratio	16.1:1	11.5:1	9.5:1

LUBRICANTS AND FLUIDS

Part	Variant	Specification
Engine oil	Petrol engines	SAE 5W-20 engine oil meeting Jaguar specification WSS M2C925-A only.
	Diesel engines with Diesel Particulate Filter (DPF)	SAE 5W-30 engine oil meeting Jaguar specification WSS M2C934-B only.
	Diesel engines without Diesel Particulate Filter (DPF)	SAE 5W-30 engine oil meeting Jaguar specification WSS-M2C913-B or WSS-M2C913-C.
Power steering fluid	All vehicles	Mobil ATF320 PAS fluid.
Brake fluid	All vehicles	Shell DOT4 ESL is preferred. If unavailable, a low viscosity brake fluid that meets ISO 4925 specification may be used.
Screen washer	All vehicles	Screen wash with frost protection.
Coolant	All vehicles	50% mixture antifreeze of water and specification WSS M97B44 (coloured orange) Extended Life Coolant.

If in doubt about the required specification of a lubricant or fluid for your vehicle, seek advice from your Dealer/Authorised Repairer.

Technical specifications

WEIGHTS

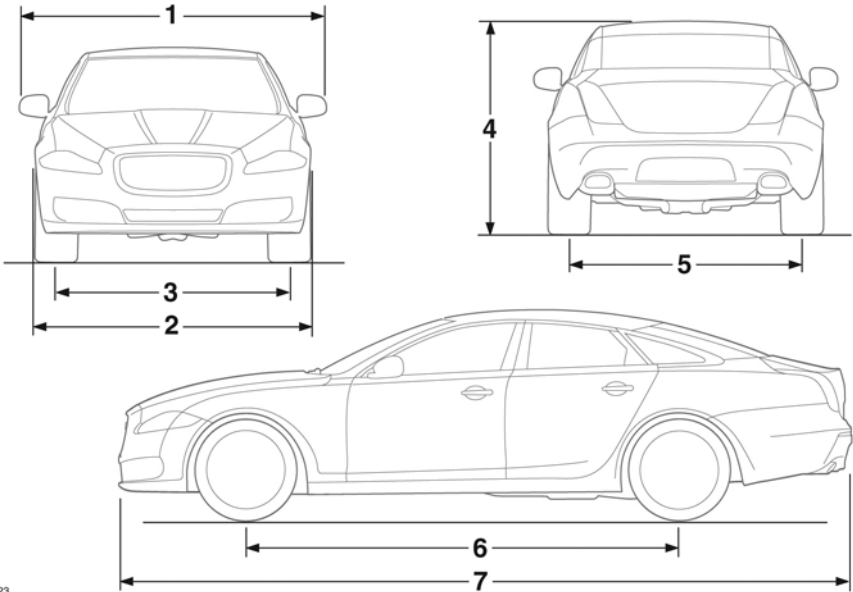
	Variant	Vehicle weight from	Front axle weight from	Rear axle weight from	Max. luggage compartment load ¹
Standard wheelbase	Diesel	1796 kg 3959 lbs	954 kg 2103 lbs	842 kg 1856 lbs	35 kg 77 lbs
	Petrol - Normally Aspirated	1755 kg 3869 lbs	905 kg 1995 lbs	850 kg 1874 lbs	35 kg 77 lbs
	Petrol - Supercharged	1892 kg 4171 lbs	975 kg 2149 lbs	917 kg 2022 lbs	35 kg 77 lbs
Long wheelbase	Diesel	1813 kg 3997 lbs	969 kg 2136 lbs	844 kg 1861 lbs	35 kg 77 lbs
	Petrol - Normally Aspirated	1774 kg 3911 lbs	923 kg 2035 lbs	851 kg 1876 lbs	35 kg 77 lbs
	Petrol - Supercharged	1915 kg 4222 lbs	990 kg 2183 lbs	925 kg 2039 lbs	35 kg 77 lbs

¹ The maximum permitted luggage compartment load can be exceeded, provided the requirements regarding the maximum permissible axle weights and tyre pressures are followed.

	Variant	Gross Vehicle Weight (GVW) ¹	Maximum front axle load ²	Maximum rear axle load ²
Standard wheelbase	Diesel	2365 kg 5214 lbs	1180 kg 2601 lbs	1250 kg 2756 lbs
	Petrol - Normally Aspirated	2300 kg 5071 lbs	1130 kg 2491 lbs	1250 kg 2756 lbs
	Petrol - Supercharged	2365 kg 5214 lbs	1165 kg 2568 lbs	1250 kg 2756 lbs
Long wheelbase	Diesel	2365 kg 5214 lbs	1180 kg 2601 lbs	1250 kg 2756 lbs
	Petrol - Normally Aspirated	2335 kg 5148 lbs	1130 kg 2491 lbs	1250 kg 2756 lbs
	Petrol - Supercharged	2390 kg 5269 lbs	1180 kg 2601 lbs	1250 kg 2756 lbs

¹ The maximum permissible weight of the vehicle including passengers and load.
² The front and rear axle maximum loads can not be reached simultaneously as this will exceed the GVW limit.

DIMENSIONS



SJ1123

Item	Description	mm/inches
1	Width	2105/82.9
2	Width with mirrors folded	1950/76.8
3	Track - front	1626/64.0
4	Maximum height	1457/57.4
5	Track - rear	1604/63.1
6	Wheelbase:	
	Long wheelbase vehicles	3157/124.3
	Standard wheelbase vehicles	3032/119.4
7	Length excluding license plate plinth:	
	Long wheelbase vehicles	5252/206.8
	Standard wheelbase vehicles	5127/201.8
-	Turning circle (kerb to kerb)	
	Long wheelbase vehicles	12.7 metres/41.7 feet
	Standard wheelbase vehicles	12.3 metres/40.4 feet

Technical specifications

CAPACITIES

Item	Variant	Capacity
Fuel tank (usable)	Diesel	77 litres (17 gallons)
	Petrol	80 litres (18 gallons)
Fuel capacity (when the fuel gauge indicates empty)	Diesel	68 litres (15 gallons)
	Petrol	74 litres (17 gallons)
Reserve capacity (when the fuel gauge indicates empty)	Diesel	4 litres (0.9 gallons)
	Petrol	4 litres (0.9 gallons)
Engine oil refill and filter change	Diesel	6.6 litres (1.5 gallons)
	Petrol	7.25 litres (12.8 pints)
Washer reservoir	All models	5.5 litres (9.7 pints)
Cooling system (fill from dry)	Diesel	12.3 litres (21.6 pints)
	Petrol (Supercharged)	13.2 litres (23.2 pints)
	Petrol (Normally Aspirated)	10.5 litres (18.5 pints)
Cooling system (service fill)	Diesel	9 litres (15.8 pints)
	Petrol (Supercharged) - both drain points used	9 litres (15.8 pints)
	Petrol (Normally Aspirated)	8 litres (14.1 pints)

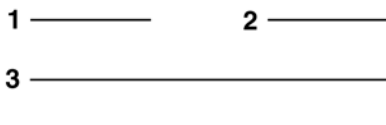
The quoted capacities are approximate and provided as a guide only. All levels must be checked using the level marks or information displayed in the message centre, as applicable.

BULB SPECIFICATION

Lamp	Specification	Watts
License plate lamps	W5W	5

Note: All other lamps are non-serviceable. If any lamp should fail, consult your Dealer/ Authorised Repairer.

ACCESSORY WHEELS AND TYRES



SJ1199

1. Front tyre pressure.
2. Rear tyre pressure.

3. Wheel and tyre information (size, speed rating, etc.).

Note: Use the table above to record accessory wheel and tyre information.



Contact your Dealer/Authorised Repairer before fitting any accessory wheels and tyres.

WHEEL ALIGNMENT DATA (CHINA)

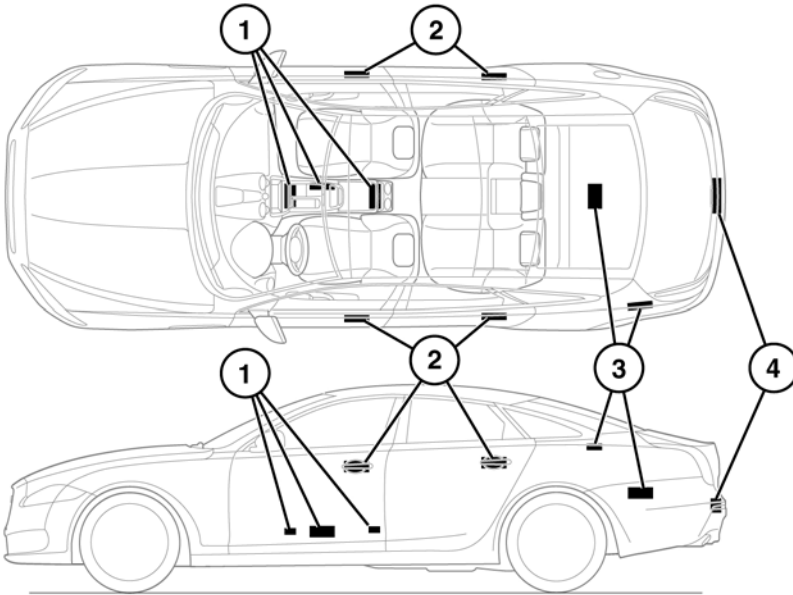
Wheel alignment - front	+ 0.23°
Wheel alignment - rear	+0.10°
Camber - front	-0.30°
Camber - rear	-0.67°
Castor - front	6.89°
Castor - rear	N/A

BRAKE PEDAL TRAVEL (CHINA)

The brake pedal travel is set at the factory and is non-adjustable.

Technical specifications

JAGUAR SMART KEY SYSTEM TRANSMITTERS



SJ1286

1. Cabin transmitters.
2. Door handle transmitters.
3. Luggage compartment interior transmitters.
4. Luggage compartment exterior transmitter.



Any person fitted with an implanted medical device should ensure that the device is kept at a distance of at least 22 cm (8.7 inches) away from any transmitter mounted in the vehicle. This is to avoid any possibility of interference between the system and device.