



ACCESSORIES

WARNING

Accessories which are not properly fitted can be dangerous. Read the instructions carefully prior to fitting. Whilst fitting, comply with the instructions at all times. If in doubt, contact your nearest Land Rover Dealer.

ACHTUNG!

Nicht sachgemäß montiertes Zubehör kann gefährlich sein. Lesen Sie die Montageanleitung sorgfältig, bevor Sie das Teil montieren. Halten Sie sich bei der Montage an die Anleitung. Bei Unsicherheiten wenden Sie sich bitte an Ihren Land Rover Händler.

AVERTISSEMENT

Les accessoires qui ne sont pas correctement montés risquent d'être dangereux. Veuillez lire soigneusement les instructions avant d'effectuer la pose. Respectez toujours les instructions en cours de pose. En cas de doute, consultez votre concessionnaire Land Rover local.

AVVERTENZA

Gli accessori non sistemati come previsto possono essere pericolosi. Leggere attentamente le istruzioni prima del fissaggio. Durante il montaggio seguire sempre le relative istruzioni. In caso di dubbio rivolgersi al più vicino concessionario della Land Rover.

AVISO

Aquellos accesorios que no hayan sido ajustados debidamente pueden resultar peligrosos. Lea las instrucciones detenidamente antes de iniciar el montaje. Durante el montaje siga las instrucciones en todo momento. En caso de duda póngase en contacto con su Concesionario de Land Rover.

ADVERTÊNCIA!

Os Acessórios que não são montados adequadamente podem ser perigosos. Leia as instruções cuidadosamente antes de montar. Durante a montagem, obedeça as instruções todo o tempo. Se tiver alguma dúvida, contacte o Concessionário LandRover mais próximo.

WAARSHUWING

Accessoires die niet op de juiste wijze zijn gemonteerd kunnen gevaar opleveren. Lees zorgvuldig de instructies alvorens met de montage te beginnen. Houd u tijdens de montage te allen tijde aan de instructies. Neem bij twijfel contact op met de dichtstbijzijnde Land Rover dealer.

ΠΡΟΕΙΔΟΠΟΙΗΣΗ

Τα προαιρετικά εξαρτήματα που δεν έχουν τοποθετηθεί σωστά μπορεί να είναι επικίνδυνα. Διαβάστε τις οδηγίες πριν προχωρήσετε στην τοποθέτησή τους. Κατά την τοποθέτησή, τηρείτε συνεχώς τις οδηγίες. Αν έχετε οποιαδήποτε αμφιβολία, επικοινωνήστε με τον πλησιέστερο αντιπρόσωπο της.

注意

正しく取り付けられていない備品があると、事故の原因になります。取付ける前にこのマニュアルをよくお読みください。取付けの際は必ずこのマニュアルにある指示に従ってください。何か不明な点がありましたら、お近くのランド・ローバー社のディーラーまでお問い合わせください。



FITTING INSTRUCTION

Side Step

EINBAUANLEITUNG

Seitentrittbrett

INSTRUCTION DE MONTAGE

Le Marchepied

ISTRUZIONI PER L'USO

Predellino Laterale

INSTRUCCIONES DE MONTAJE

Estribo Latera

INSTRUÇÕES DE MONTAGEM

Degrau lateral

MONTAGEHANDLEIDING

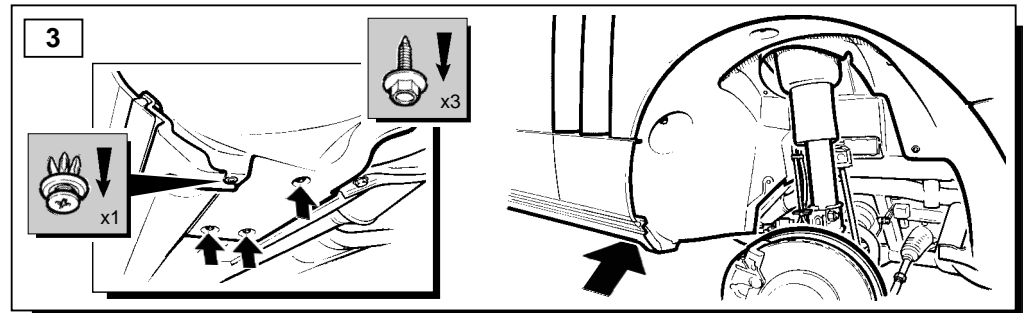
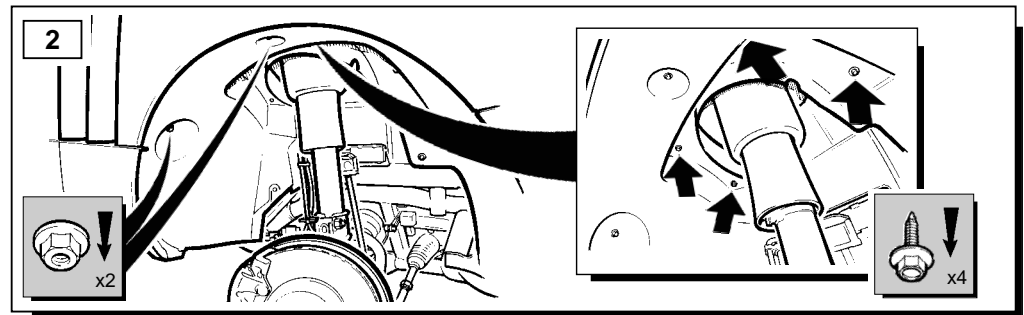
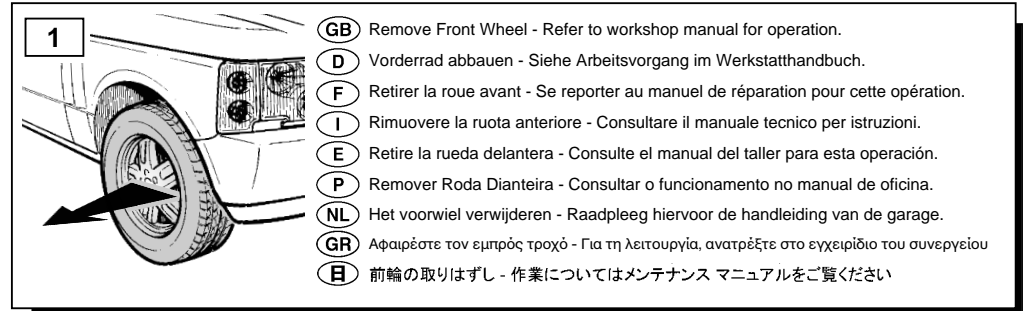
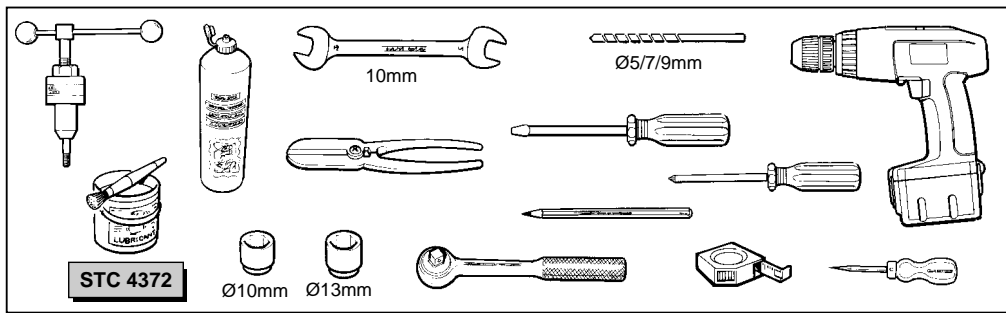
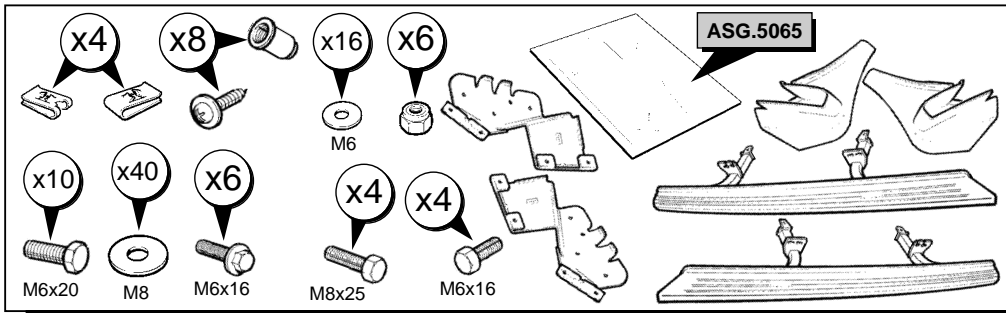

Opstap

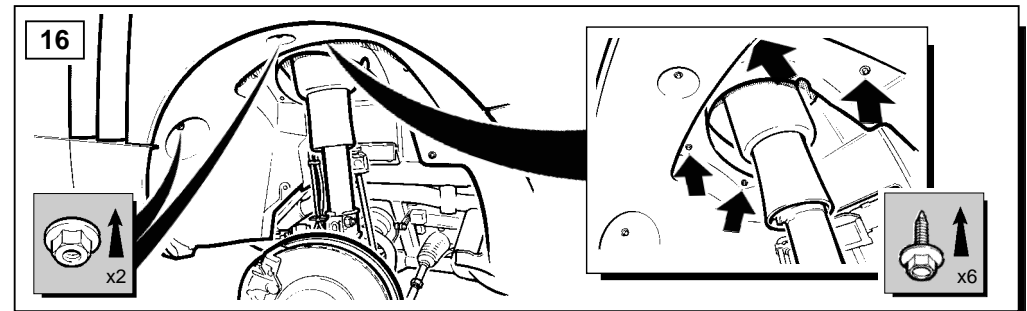

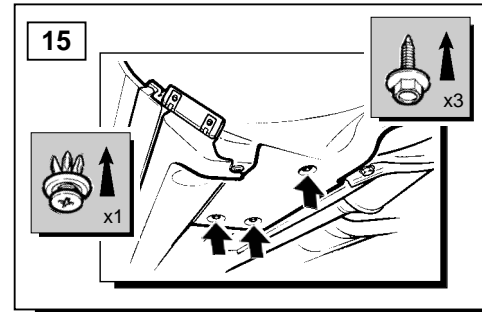
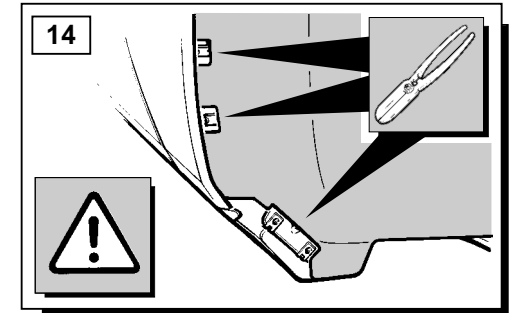
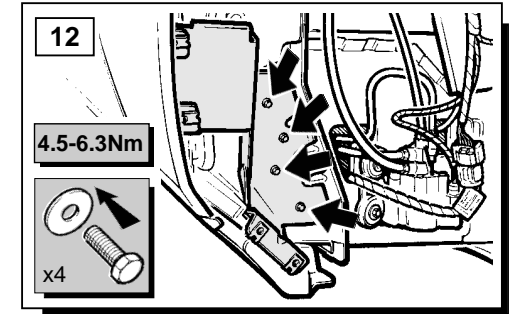
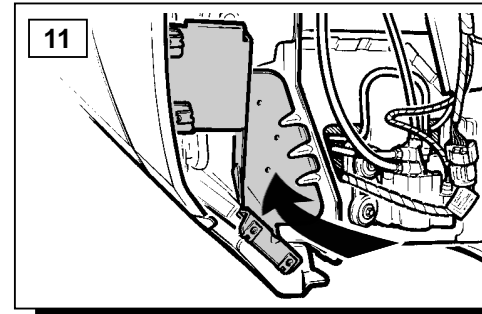
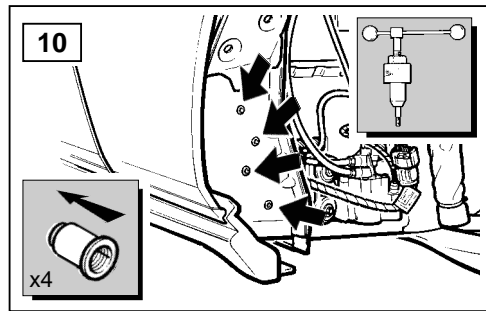
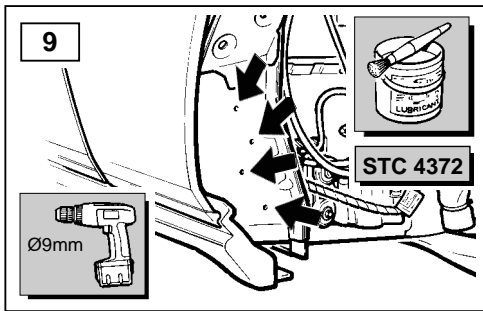
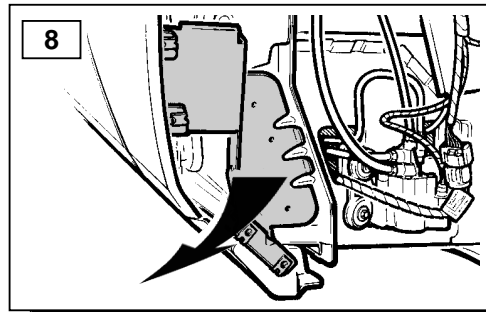
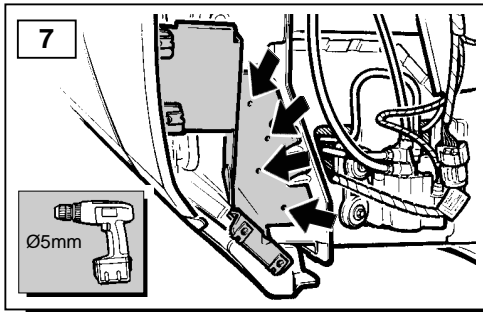
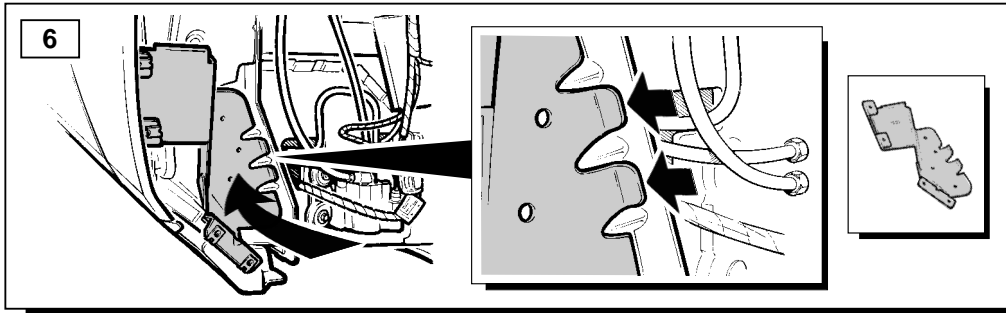
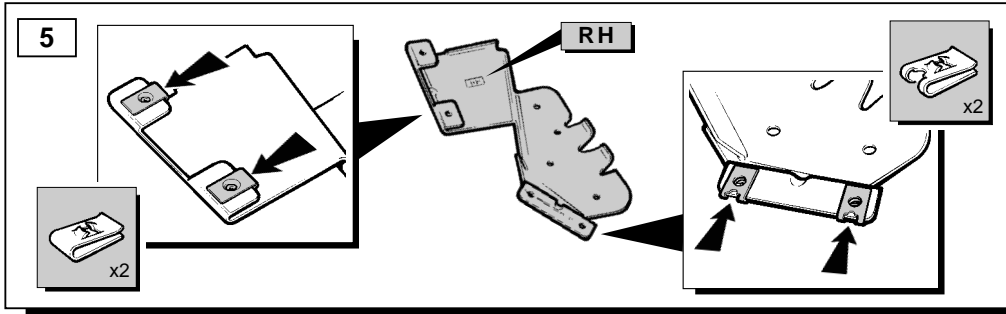
ΟΔΗΓΙΑ ΤΟΠΟΘΕΤΗΣΗΣ

Πλευρικό Μακρύ Σκαλοπάτι

取付用マニュアル

サイドステップ





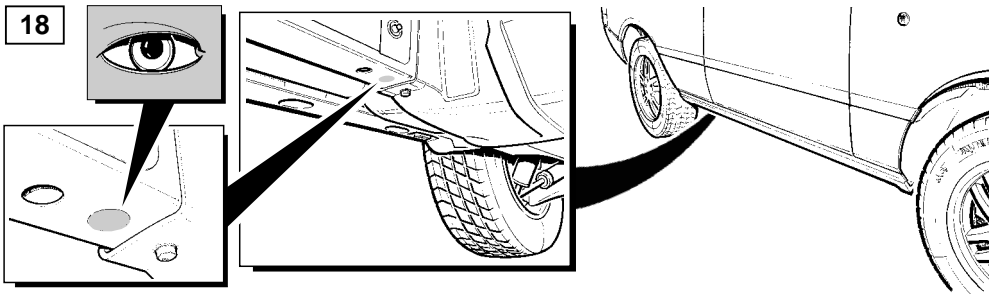


17

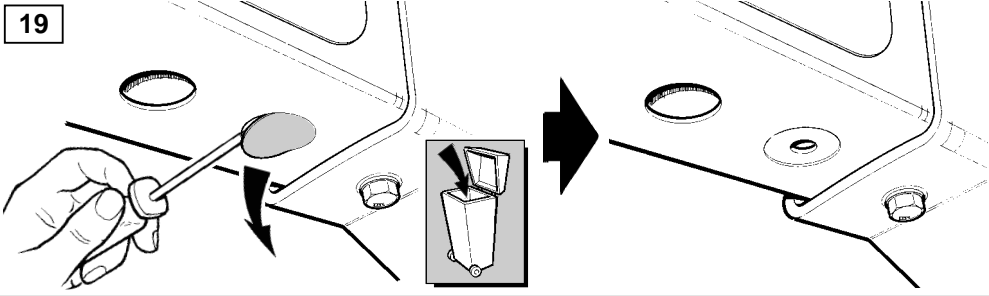


- GB** Replace Front Wheel - Refer to workshop manual for operation.
- D** Vorderrad ersetzen - Siehe Arbeitsvorgang im Werkstatthandbuch.
- F** Changement de la roue avant - Reportez-vous au manuel d'atelier pour la description de la procédure.
- I** Sostituire ruota anteriore - Consultare il manuale tecnico per istruzioni.
- E** Sustituya la rueda delantera - Consulte el manual del taller para esta operación.
- P** Substituir Roda Dianteira - Consultar o funcionamento no manual de oficina.
- NL** Het voorwiel vervangen - Raadpleeg hiervoor de handleiding van de garage.
- GR** Επανατοποθετήστε τον εμπρός τροχό. Για οδηγίες, ανατρέξτε στο εγχειρίδιο του συνεργείου.
- 日** 前輪の取りはずし - 作業についてはメンテナンス マニュアルをご覧ください。


18



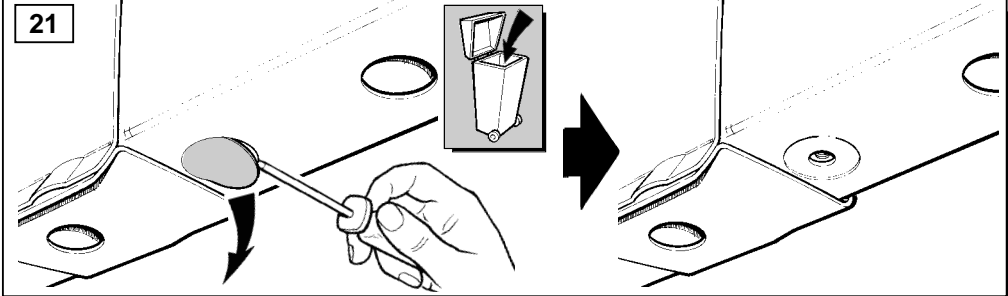
19



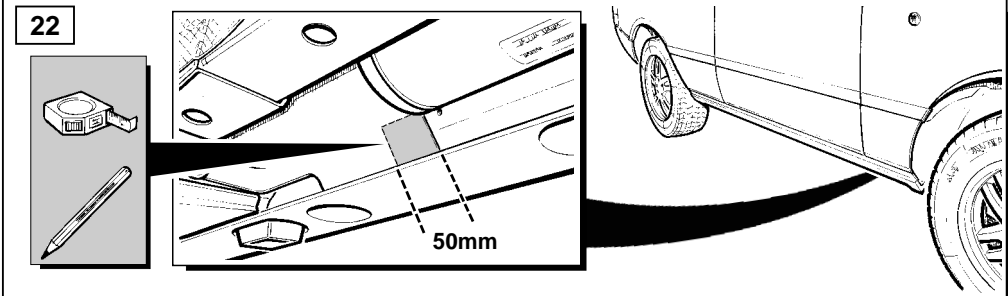
20




21

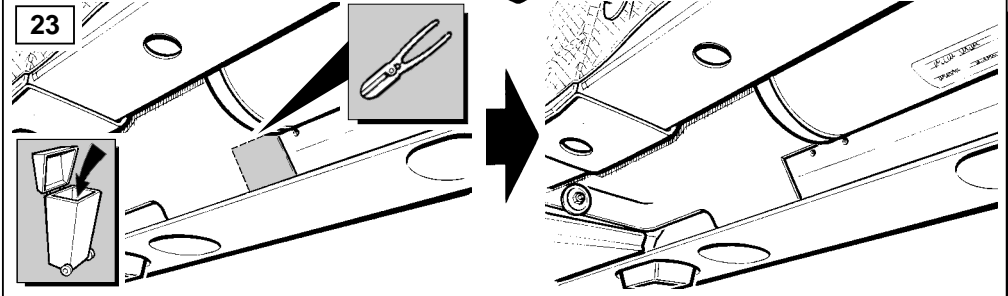


22




50mm

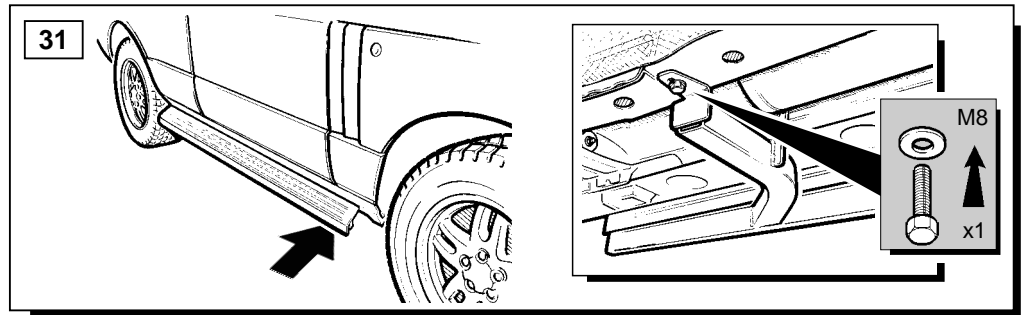

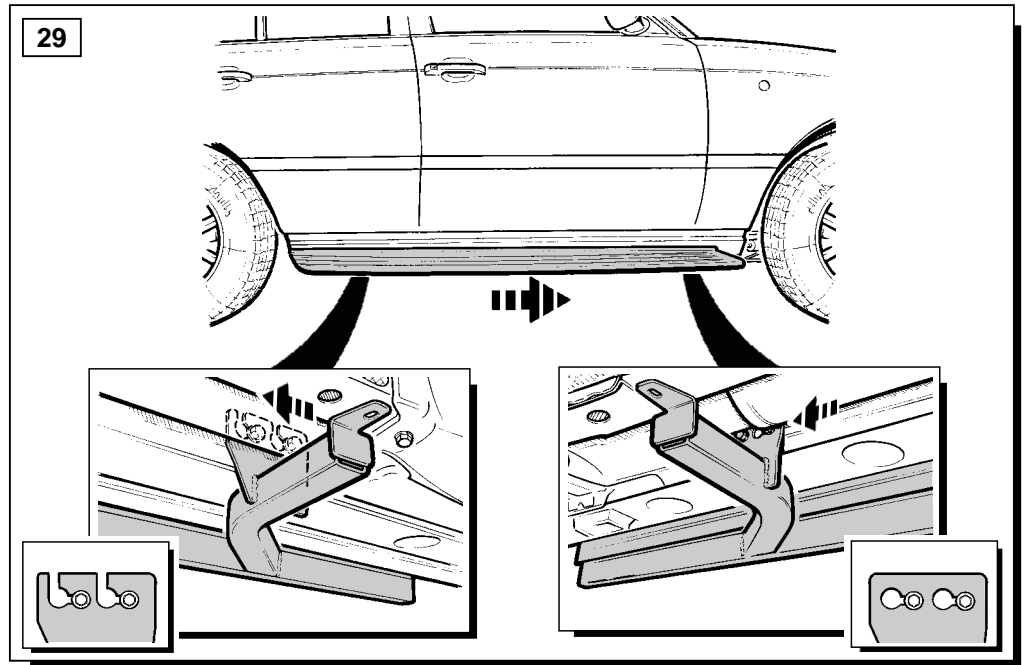

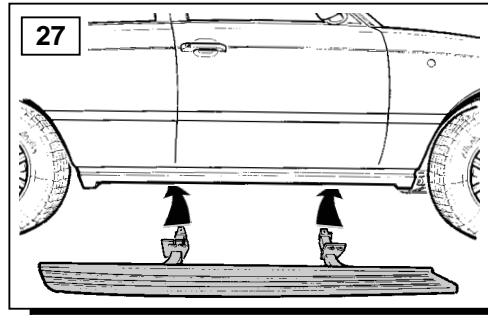
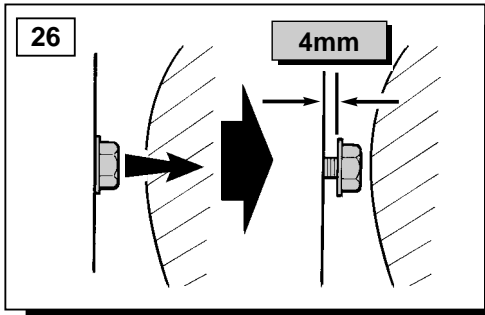
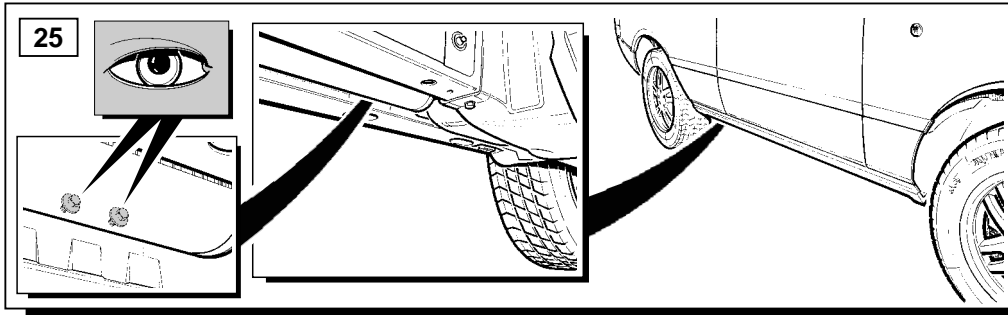
23

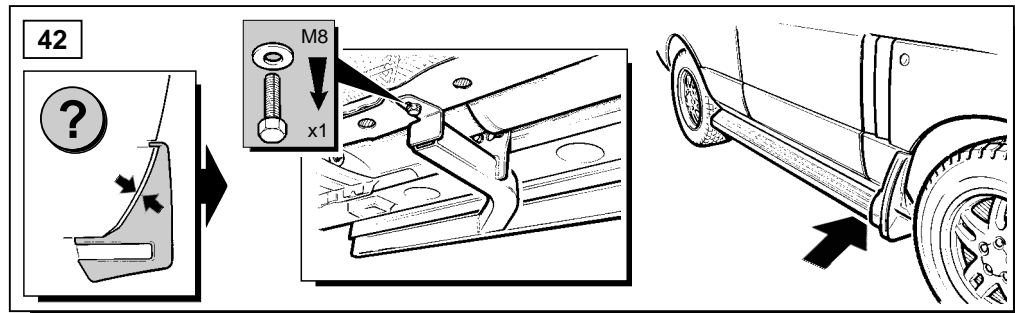
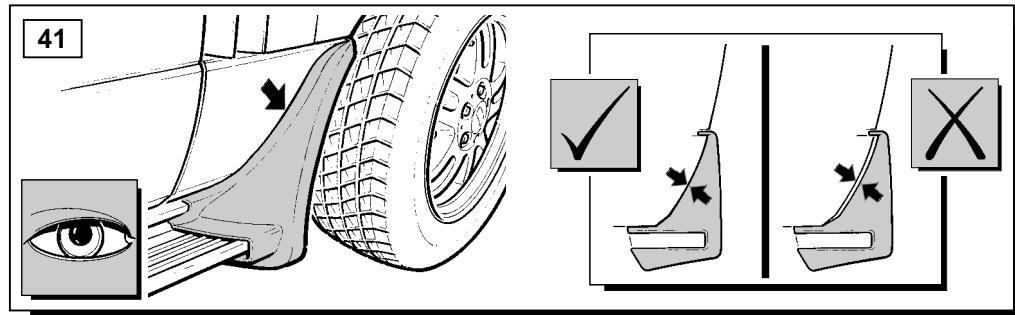
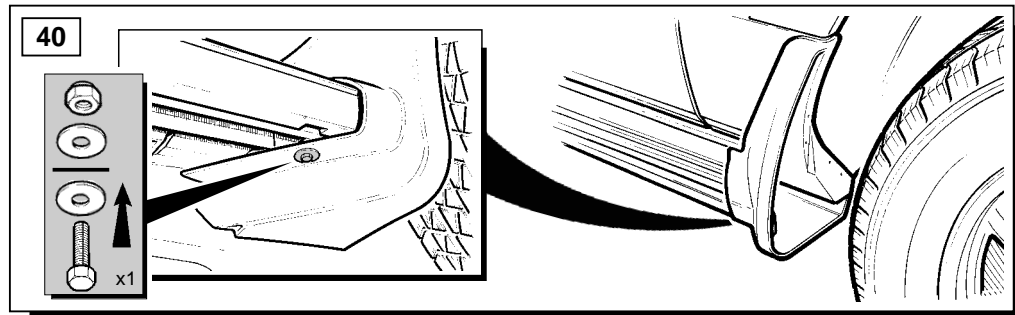
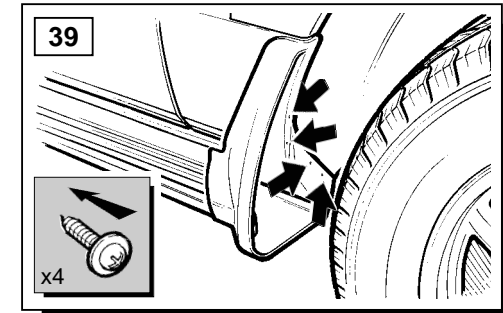
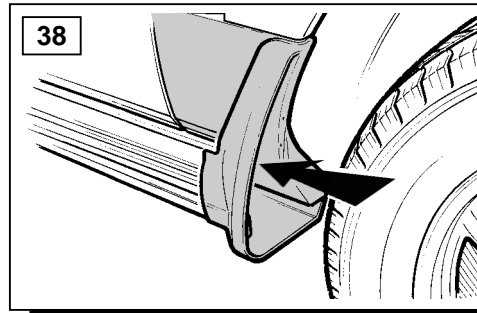
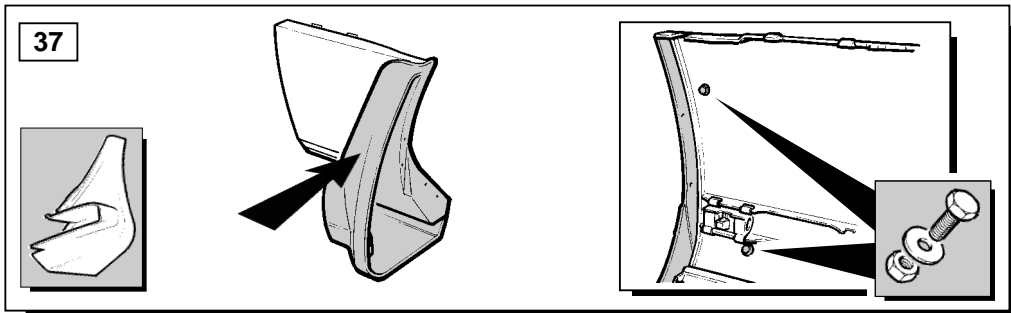
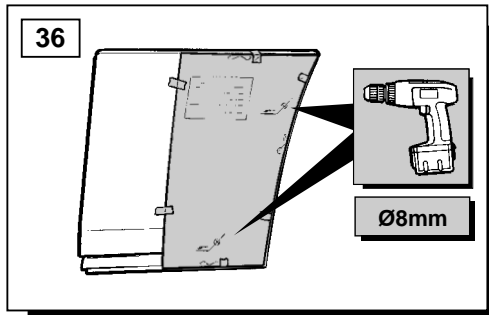
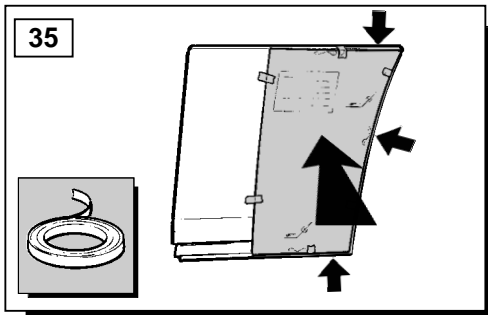
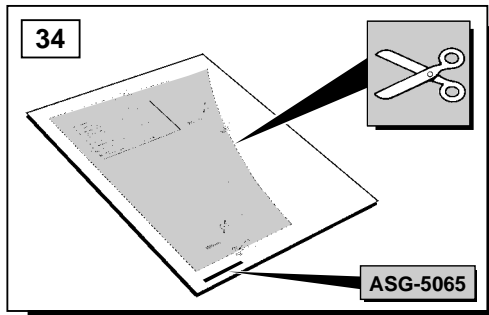
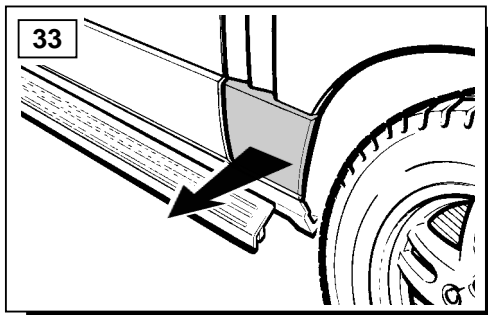
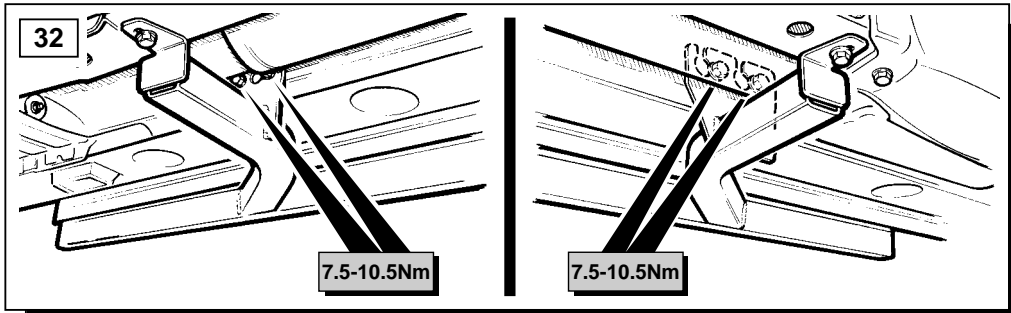


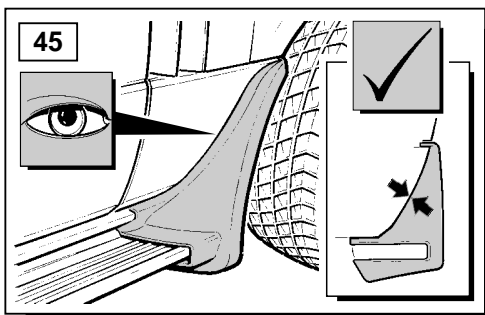
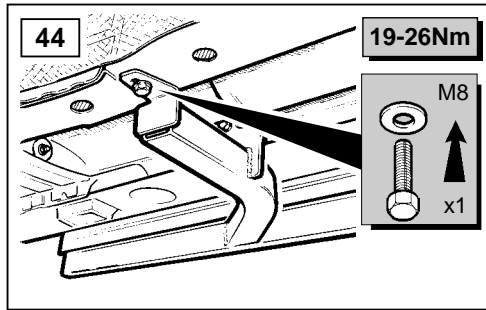
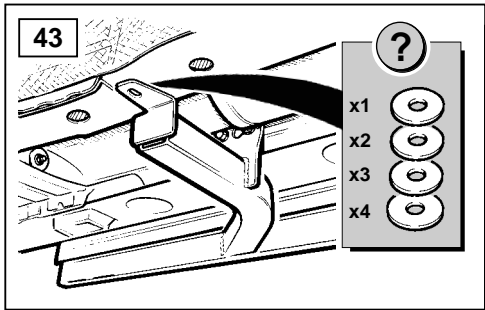
24



x2







- GB** Repeat procedure for opposite side.
- D** Wiederholen Sie den Vorgang für die andere Seite.
- F** Répéter la procédure sur le côté opposé.
- I** Ripetere la procedura per il lato opposto.
- E** Repetir el procedimiento para el lado opuesto.
- P** Repita o procedimento para o lado oposto.
- NL** Volg dezelfde werkwijze voor de andere zijde.
- GR** Επαναλάβετε τη διαδικασία για την αντίθετη πλευρά.
- 日** 反対側も同じ方法を繰り返す

