




Entering the vehicle

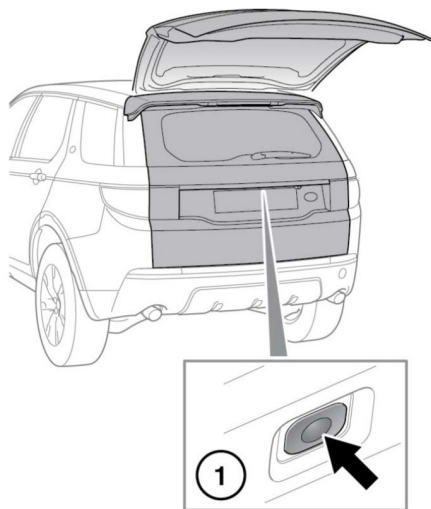
Note: Pressing the unlock or lock button on the driver or front passenger door after Drive-away locking has taken place, will override Drive-away locking for the current journey. See **16, DOOR LOCKS AND RELEASE LEVERS**.

OPENING AND CLOSING THE TAILGATE

 While the tailgate is open, the locking latch is exposed. Do not attempt to manually close the latch, as it may also automatically 'soft close' and trap items or body parts.

 Make sure there is a minimum space of 1.5 m (58 ins) above and at the rear of the vehicle, before operating the tailgate. Insufficient opening space may result in damage to the vehicle.

 Do not operate the tailgate if a cycle rack is fitted to the tailgate. Remove any cycles and/or racks before operating the tailgate.



E161640

1. Press to release the tailgate and then lift the tailgate to open.

Note: The tailgate external release switch will operate if all of the doors are unlocked and the automatic transmission gear selector is in the Park (P) position. If the gear selector is in the Neutral (N) position, the switch will only operate if all of the doors are unlocked, and the ignition is in Convenience mode or switched off. The switch will not operate if the gear selector is in any other position.

The tailgate can also be released using the following methods:

- The interior tailgate release button. See **290, DRIVER CONTROLS**.
- The Smart key tailgate release button. See **6, UNLOCKING THE VEHICLE**.

Note: The tailgate will not open if the vehicle is travelling at, or above, approximately 5 km/h (3 mph).

Closing the tailgate: As the closing tailgate reaches its lowest position, it will automatically 'soft close' to the fully closed position. Do not slam the tailgate.

Note: If the Smart key is inadvertently left inside the loadspace and the vehicle is locked and the alarm set, an audible warning will sound to indicate a mislock and the tailgate will re-open after approximately 3 seconds. The Smart key may not be detected if it is placed within a metal container, or if it is shielded by a device with a back-lit LCD screen, such as a smart phone, laptop (including when inside a laptop bag), games console, etc.

Note: Make sure the tailgate is fully closed before leaving the vehicle unattended. The visible and audible warnings will indicate if the vehicle is locked and the alarm armed. If there are no visible or audible warnings upon closing the tailgate, the vehicle may be unprotected.