


Rear seats

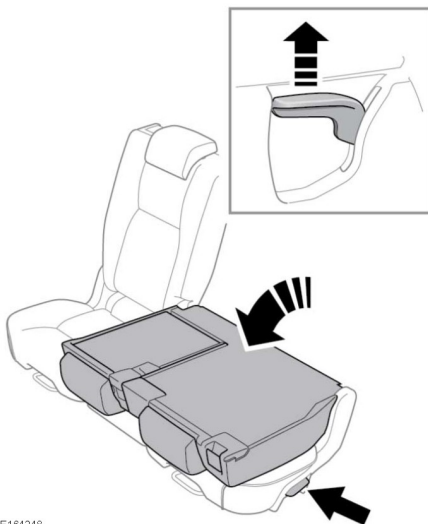
To raise the rear seat(s), follow the lowering process in reverse.

 **Make sure that when the seatback(s) is raised, the locking mechanism is fully engaged. If the seatback(s) is not fully locked in place, red markers will be visible around the seatback buttons.**

Adjust the head restraint(s).

FOLDING AND RAISING THE SLIDING SEATS

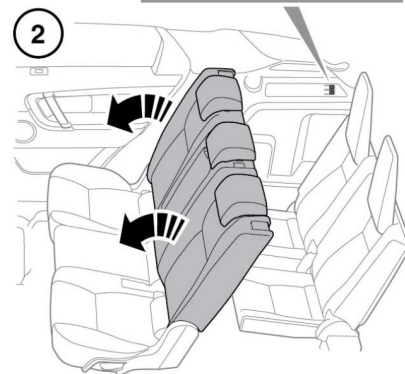
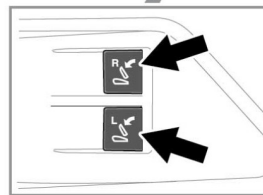
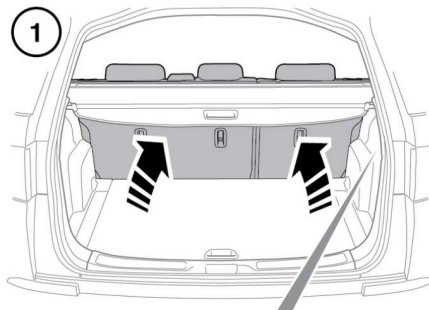
The split folding rear seats can be folded completely to accommodate large loads, or partially to accommodate large loads and still retain seating for passengers.



E164248

To fold a second row seatback: Lift the lever on the side of the seat and pull the seatback forwards until it locks into the lowered position.

To raise the seatback: Lift the lever to unlock the seatback and then lift until it is locked firmly in the upright position.



E164249

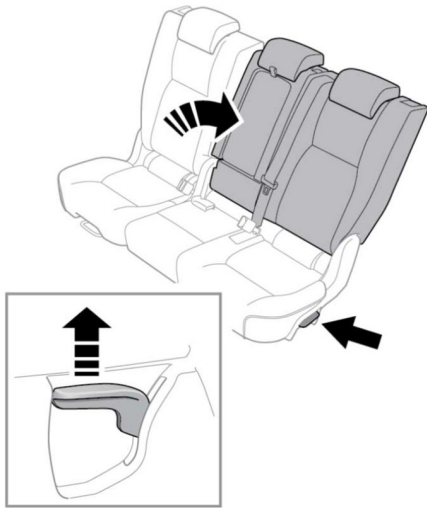
The second row seatbacks can be folded from inside the loadspace (1), or by the passengers occupying the third row seats (2):

- Pull back on the switch to release the seatback locking mechanism for the Right (R) or Left (L) side seatback.

Note: The switches will only operate when the vehicle is stationary and the tailgate is open.

- Push forward on the unlocked seatback to lower it into the folded position.

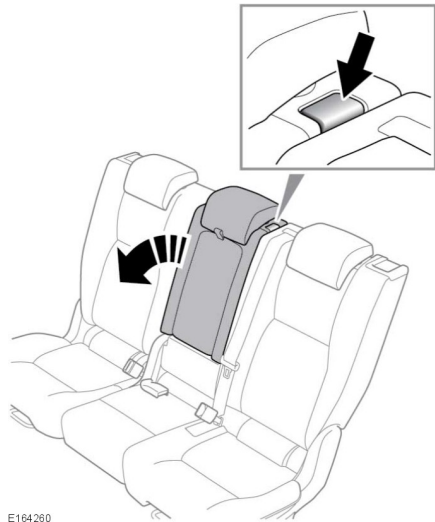
To reset: Lift the seatback into the upright locked position using the lever on the side of the seat. Make sure the seatback locks firmly into the upright position.



E164250

To recline the second row seatback: Lift the lever on the side of the seat and push the seatback into the recline position.

To reset the seatback into the upright position: Lift the lever and pull the seatback forward into the upright position. Make sure the seatback locks firmly into the upright position.



E164260

To fold the centre of the seatback: Press the release button on the top of the seatback, then fold the centre of the seatback forwards into the lowered position.

To reset into the upright position: Lift the centre of the seatback until it locks firmly into the upright position.

Note: The second row centre seatbelt incorporates a locking feature to prevent the seatbelt from being pulled out too far when the seatback is folded flat. To reset this feature after folding the seat and returning to the upright position, pull the belt twice, the seatbelt will then operate as normal.