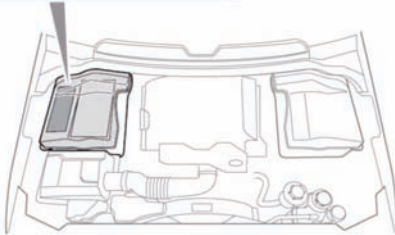
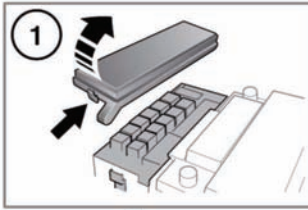
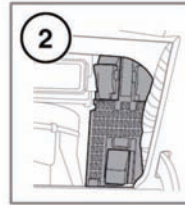
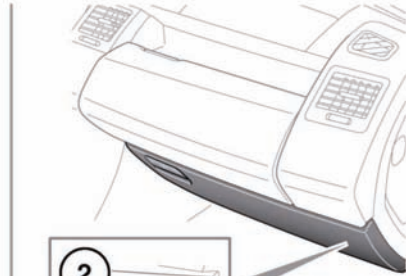


## FUSE BOX LOCATIONS



E135171



1. Engine compartment fuse box.
2. Passenger compartment fuse box.

To access the passenger compartment fuse box, open the glovebox, pinch the top of the support stays and lower the glovebox into the footwell.

A label on the rear of the glovebox shows the circuits protected and the fuse locations.

The engine compartment fuse numbers and positions are shown on the inside of the fuse box cover.

**Note:** Land Rover recommend that relays should only be replaced by qualified persons.

### **NOTICE**

Always switch off the ignition, and the affected electrical circuit, before replacing a fuse.

## CHANGING A FUSE

### **NOTICE**

Fit Land Rover approved replacement fuses of the same rating and type, or fuses of matching specification. Using an incorrect fuse, may result in damage to the vehicle's electrical system and can result in a fire.

### **NOTICE**

If the replacement fuse blows after installation, the system should be checked by your Land Rover Retailer/Authorized Repairer.

## ENGINE COMPARTMENT FUSE BOX

Fuse number	Rating (Amps)	Fuse color	Circuits protected
1	25	White	Fuel pump
2	5	Tan	EMS (MAGF, oil sensor).
3	5	Tan	Air suspension ECU
4	25	White	EMS (ECM, fuel pump relay control)
5	15	Blue	EMS
6	15	Blue	EMS (ignition coils).
7	-	-	-
8	25	White	Rear seat heater
9	-	-	-
10	10	Red	EMS (throttle motor).
11	15	Blue	EMS (oxygen sensors).
12	10	Red	Heated washer jets
13	15	Blue	EMS
14	15	Blue	EMS (oxygen sensors)
15	30	Green	Heated front screen
16	15	Blue	Rear wiper
17	-	-	-
18	30	Green	Heated front screen
19	-	-	-
20	5	Tan	Alternator
21	5	Tan	Dynamic stability control (DSC), Anti-lock braking system (ABS)
22	30	Green	Rear blower
23	25	White	Traction control
24	25	White	Front seat heaters
25	15	Blue	Horn
26	20	Yellow	Air suspension ECU
27	5	Tan	Engine control module (ECM)
28	-	-	-
29	30	Green	Front wipers
30	10	Red	Auto transmission ECU

## PASSENGER COMPARTMENT FUSE BOX

Fuse number	Rating (Amps)	Fuse color	Circuits protected
1	5	Tan	Radio frequency receiver, TPM system
2	-	-	-
3	15	Blue	Front fog lamps
4	5	Tan	Automatic dimming interior mirror
5	5	Tan	Dynamic stability control (DSC), Anti-lock braking system (ABS), steering angle sensor
6	-	-	-
7	-	-	-
8	-	-	-
9	5	Tan	Electric parking brake (EPB)
10	5	Tan	Air suspension ECU
11	10	Red	Trailer reverse lamp
12	5	Tan	Reverse lamps
13	-	-	-
14	5	Tan	Brake lamps, brake switch
15	30	Green	Heated rear window
16	10	Red	Cubby box cooler
17	5	Tan	Keyless entry/start, central door locking
18	-	-	-
19	5	Tan	Engine control module (ECM)
20	10	Red	Heated steering wheel
21	10	Red	Center console switches (transfer box, HDC, DSC), headlamp leveling, rear climate control, smog sensor
22	5	Tan	Automatic transmission, transfer box, rear differential
23	5	Tan	Headlamp leveling
24	10	Red	Right-hand side lamps, tail lamps
25	10	Red	Left-hand side lamps, tail lamps
26	-	-	-
27	10	Red	Trailer side lamps

Fuse number	Rating (Amps)	Fuse color	Circuits protected
28	-	-	-
29	-	-	-
30	25	White	Front passenger window, central door locking
31	5	Tan	Rain sensor, rear view camera.
32	25	White	Driver's window, exterior mirrors, central door locking
33	-	-	-
34	10	red	Electric fuel flap actuator
35	-	-	-
36	5	Tan	Battery back-up sounder
37	20	Yellow	Keyless entry, central door locking
38	15	Blue	Front screen washer
39	25	White	Rear left-hand window, central door locking
40	5	Tan	Seat memory, clock, driver's door switch pack (exterior mirrors, windows)
41	-	-	-
42	30	Green	Driver's electric seat
43	15	Blue	Rear glass washer
44	25	White	Rear right-hand window, central door locking
45	30	Green	Passenger electric seat
46	-	-	-
47	20	Yellow	Sunroof
48	30	Green	Trailer connector (battery feed)
49	5	Tan	Adaptive front lighting (right-hand unit)
50	5	Tan	Adaptive front lighting (left-hand unit)
51	5	Tan	Steering wheel switches
52	-	-	-
53	20	Yellow	Cigar lighter
54	15	Blue	Trailer connector (ignition feed)
55	20	Yellow	Auxiliary power socket - center and rear
56	10	Red	Air bag SRS
57	10	Red	Interior lamps
58	-	-	-

## Fuses

Fuse number	Rating (Amps)	Fuse color	Circuits protected
59	-	-	-
60	-	-	-
61	10	Red	Instrument pack, message center
62	10	Red	Climate control ECU
63	20	Yellow	Auxiliary power socket
64	15	Blue	Audio unit, DVD player
65	5	Tan	Surround camera system
66	5	Tan	Diagnostic socket
67	15	Blue	Rear seat entertainment module
68	10	Red	Touch screen display, multi-media module, radio telephone
69	-	-	-